

ESCOLAR

LINEA ESCOLAR VIRCO

2024 COLLECTION

About Virco



When Virco first opened for business in Southern California back in 1950, we had one customer on our books. Our goal was – and still is – to provide reliable, high-value furniture and courteous, efficient service. Four years later, to meet the needs of our quickly growing customer base, we added another factory in Conway, Arkansas.

Ever since, as demand has increased, Virco has kept pace by continually expanding and upgrading our domestic facilities. Today, Virco serves you from two state-of-the-art U.S. locations: a 560,000 square-foot plant in Torrance, California and a multi-plant operation with 1,750,000 square feet of space in Conway. As America's largest manufacturer and supplier of furniture and equipment for K-12 schools – and a leading furniture and equipment source for convention centers and arenas, colleges and universities, hospitality providers, government facilities, and places of worship – Virco continues to give customers the unparalleled advantages of working with an experienced U.S. manufacturer.



Conway, Arkansas



Torrance, California



Founder Julian Virtue at the 1950 Virco groundbreaking in Los Angeles, CA.

INCLUSION

It is sometimes the case that we can learn more about ourselves from others than from looking in the mirror. As a company founded in 1950 to support America's public schools, Virco has been fortunate to participate in one of our country's finest and most emulated institutions. But we also sell furniture to international schools around the world, and one of the things we find most interesting is their desire to imitate the appearance of American schools in the hope of reproducing the impact of American schools.

This is not merely an aspiration for higher test scores or full employment. Those are viewed as desirable side effects of the real genius of American Public Education, which is inclusion. It is this genius that continues to attract immigrants from around the world to become U.S. citizens; it is this genius that inspired the founders of this nation, who themselves were immigrants.

Inclusion is more optimistic than diversity. Inclusion doesn't just notice our differences, it welcomes them as a source of strength. Inclusion means sincerely inviting people with different perspectives or abilities to participate responsibly at all levels of civic and social life. We believe this sense of welcome can be quietly conveyed through things like school furniture. The message is: We all contribute. We all belong.

Multiple studies have suggested that successful early education confers lifelong benefits. But it is also true that without a safe and welcoming school setting, some students will feel excluded. This year we are proud to offer an expanded line of student seating and desks to support a broad range of learning styles without the stigma of highly specialized designs. Especially fun is our new Floor Rocker, which is likely to be as popular with adults as students. Among our proudest recognitions are personal letters from students and their families detailing how these products have encouraged full participation in coursework, collaboration, teamwork, and responsibility. These tacit lessons of a public education don't necessarily show up in test scores. But they are essential to a respectful and productive civil society.

As always, we thank our customers for their support. Without it, we couldn't do the work we do.

Robert A. Virtue

Robert A. Virtue
Chairman of the Board and CEO



CONTENTS

6 CHAIRS

- 8 ZUMA® Series
- 14 Analogy® Series
- 20 Sage™ Series
- 26 Metaphor® Series
- 28 N2 Series
- 30 9000 Series
- 30 3000 Series
- 31 2000 Series
- 32 Telos® Series
- 33 ZUMAFrd™ Series
- 34 Lab Stools
- 36 Parison® Series
- 37 Civitas® Plywood Series
- 38 4400 Series
- 39 7700 Series
- 39 4300 Series
- 40 8900 Series
- 42 8800 Series
- 44 Folding Chairs
- 46 Wood Chairs

48 COMBO UNITS

- 50 ZUMA® Series
- 54 Analogy® Series
- 58 Sage™ Contract Series
- 59 Sage™ Series
- 65 Civitas® Series
- 66 2000 Series
- 67 9000 Series
- 70 N2 Series
- 71 Metaphor® Series
- 74 3000 Series
- 75 Telos® Series
- 75 ZUMAFrd™ Series

76 DESKS

- 78 ZUMA® Series
- 81 7900 Series
- 82 785 Series
- 83 751 Series
- 86 Topaz™ Series
- 86 Room to Move® Series
- 87 Sigma® Series
- 87 Metonymy® Series
- 88 TEXT® Series
- 89 Molecule Series
- 90 5000 Series
- 90 Tetra™ Series
- 90 Plateau® Series
- 91 765 Series
- 91 640 Series
- 91 540 Series
- 92 Textameter™ Series
- 92 Tetra™ Series Teacher's Desks
- 93 53 Series
- 94 Topaz™ Series Teacher's Desks
- 96 Instructor Media Station & Media Towers
- 99 Plateau® Series Office Desks
- 102 Parameter® Series

106 TABLES

- 109 4000 Series
- 111 5000 Series
- 112 5700 Series
- 112 6800 Series
- 112 7900 Series
- 113 TEXT® Series
- 117 Plateau® Series
- 123 Science Tables
- 124 Tetra™ Series
- 124 Tilt-Top Training Tables
- 125 Makerspace Series
- 125 Butcher Block Series
- 126 Art Tables
- 126 Library Tables
- 127 CT Series
- 127 HWT Series
- 128 Flip-Top Technology Tables
- 131 Mobile Cafeteria Tables
- 136 Civitas® Series
- 137 Café Table Tops & Bases
- 139 Lunada® Series
- 140 Folding Tables
- 141 Core-a-Gator® Series
- 145 Table Accessories

146 STORAGE

- 148 Topaz™ Series
- 150 Tip-Over Prevention
- 151 Plateau® Series Bookcases
- 151 Steel Frame Bookcases
- 152 Metal Bookcases
- 153 Library Shelving Systems
- 153 Circulation Desk Components
- 154 Plateau® Series Mobile Cabinets
- 155 Mobile Storage Cabinets
- 156 53 Series Wardrobe and File Cabinets
- 158 54 Series File Cabinets
- 158 Fire-Resistant File Cabinet
- 159 Storage Shelving
- 160 Wood Storage Cabinets & Lockers
- 162 Wood Book Display Stands
- 163 Presentation Stations
- 163 Lecterns
- 163 Carts

164 CARTS & DOLLIES

- 166 Chair Trucks
- 168 Table Trucks
- 169 Stackable Storage

170 ESSENTIALS

- 172 Easels and Whiteboards
- 173 Early Learning Playtime
- 174 Early Learning Rugs
- 174 Projection Screens
- 174 American Flags
- 174 Art Equipment
- 175 Building Services

176 INFO

- 178 Colors
- 188 Corporate Stewardship
- 190 Accessories & Optional Configurations
- 192 Quick Product Reference Guide
- 196 Index
- 206 General Product Information
- 207 Virco Warranty

CHAIRS

Virco founder Julian Virtue revolutionized classroom furniture when he placed a molded plastic seat atop sturdy chromed-steel legs. Student seating could now support the whole learning experience through comfort, ergonomics and style – all at a price that fits school budgets. Today Virco offers a vast lineup of seating solutions for schools, offices, dining and event venues in a wide range of styles, materials, colors and sizes – all built with the legendary durability that keeps our chairs performing year after year.



SUGGESTED SIZE SELECTOR

Grade	Seat Heights						
	10"	12"	13"	14"	15"	16"	18"
Preschool	█	█					
Kindergarten		█	█	█			
1 st Grade		█	█	█	█		
2 nd Grade				█	█		
3 rd Grade						█	
4 th Grade						█	
5 th Grade - Adult							█

SUGGESTIONS ARE FOR STUDENTS OF AVERAGE HEIGHT AND WEIGHT.

Seat heights should be measured by calculating the distance from the floor to the top of the front curve of the seat. Measurements should not be taken at the seat's side or rear. If at all possible, measure the heights of a representative sample of students in each grade prior to each school year. This will help you more accurately determine your specific seating needs as time goes by.



ZUMA® Series – 4-Leg Stack Chairs

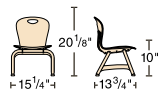
ZUMA Series 4-leg stacking chairs bridge the gap with seating that offers ergonomic support, playful style and durable construction. This 4-leg stack chair features a tubular steel frame, a one-piece, molded polypropylene shell and is available in a range of seat heights from 10" to 18".

Chairs stack up to 6 high



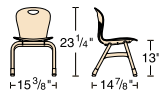
ZU410

10" seat height



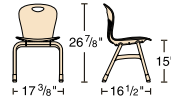
ZU413

13" seat height



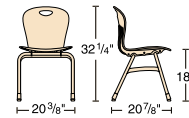
ZU415

15" seat height



ZU418

18" seat height



OPTIONAL CONFIGURATIONS

- FG** FELT-BASE GLIDES
- SG** STEEL-BASE GLIDES
- A** ARMRESTS
- BR** BOOKCRACK
- G** GANGING DEVICE

Armrests are not available on 10" seat height chairs. Bookcrack and Ganging Device are only available on 18" seat height chairs.

ZUMA® Series – C2M 4-Leg Chairs

ZUMA Series C2M (Choose to Move) 4-leg chairs offer the ultimate choice in flexible seating with a unique patent-pending mode selector. In active mode, the chair allows controlled movement with air coils that flex and compress as you move in all directions – from side-to-side, back-and-forth and in-between. When conventional seating is more appropriate, a simple twist transforms the chair into an ergonomic, fixed position.



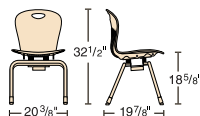
ZC2M15

15 1/2" seat height



ZC2M18

18" seat height



OPTIONAL CONFIGURATIONS

- FG** FELT-BASE GLIDES
- SG** STEEL-BASE GLIDES



ZUMA® Series – 4-Leg Stacking Caster Chairs

ZUMA Series stacking caster chairs are easily movable and are ideal for flexible and collaborative classroom spaces. Featuring a spacious, ergonomically contoured shell and four 2" twin-wheel nylon soft casters, these chairs stack 5-high and have under-seat bumpers to protect contact surfaces.

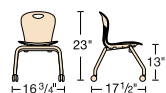


Chairs stack up to 5 high



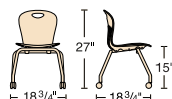
ZUST13C

13" seat height



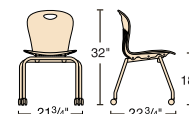
ZUST15C

15" seat height



ZUST18C

18" seat height



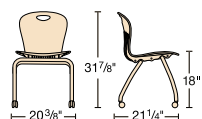
ZUMA® Series – 4-Leg Chairs and Stools with Civitas Frame

ZUMA Series 4-Leg chairs and stools with Civitas Frame feature stylish legs for a casually chic and inviting effect, a tubular steel frame and a one-piece, molded polypropylene shell. The ZUMA bucket offers a flexible backrest for long lasting comfort. All models are available with a welded-on bookrack for additional storage.



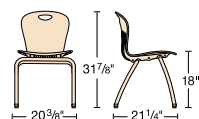
ZC18C

18" seat height with casters (model ZC18BRC shown).



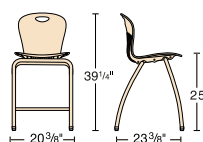
ZC18

18" seat height



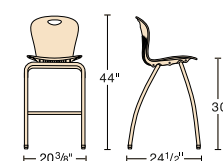
ZC25

25" seat height



ZC30

30" seat height



OPTIONAL CONFIGURATIONS

- FG** FELT-BASE GLIDES
- SG** STEEL-BASE GLIDES
- BR** BOOKRACK

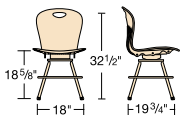
ZUMA® Series – Lab Stools

ZUMA Series 4-leg lab stools feature a tubular steel frame and a comfortable, ergonomically contoured polypropylene shell. The stool features a self-returning swivel seat that rotates approximately 180 degrees.



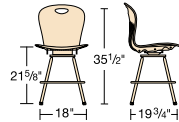
ZU18LS

18 5/8" fixed seat height



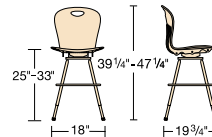
ZU21LS

21 5/8" fixed seat height



ZU2533LSSG

25"-33" seat height



OPTIONAL CONFIGURATIONS

- FG** FELT-BASE GLIDES
- SG** STEEL-BASE GLIDES

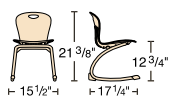
ZUMA® Series – Rocking Chairs

ZUMA Series rocking chairs encourage healthy movement and provide a moderate range of back-and-forth motion. Rocking chairs feature a sturdy, cantilevered tubular steel frame and a comfortable, ergonomically contoured polypropylene shell that flexes to accommodate different body types.



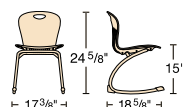
ZROCK13

13" seat height



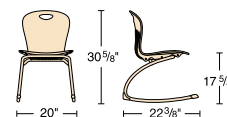
ZROCK15

15" seat height



ZROCK18

18" seat height



OPTIONAL CONFIGURATIONS

- FG** FELT STRIP ON EACH LEG
- A** ARMRESTS
- BG** BUMP GLIDES

Recommended for use on carpeted surfaces only; however, an optional factory-installed felt strip on the bottom of each leg is available for flooring applications where a felt contact surface is appropriate. Not recommended for use on VCT flooring (Vinyl Composition Tile).

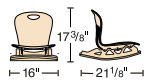
ZUMA® Series – Floor Rockers

ZUMA Series floor rockers feature an ergonomic seat atop a sturdy, one-piece rocking base with a non-marring pad for smooth, quiet movement. With subtle back-and-forth motion, floor rockers offer an ergonomic alternative to floor seating.



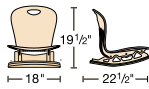
ZFLROCK15

Sized for K - 4th Grade



ZFLROCK18

Sized for 5th Grade - Adult

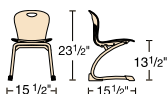


ZUMA® Series – Cantilever Chairs

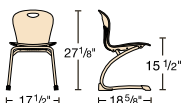
ZUMA Series cantilever chairs feature a sturdy, cantilevered tubular steel frame and a comfortable, ergonomically contoured polypropylene shell.



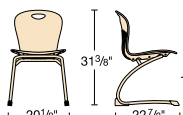
ZCANT13
13" seat height



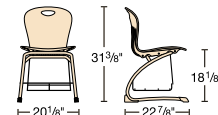
ZCANT15
15 1/2" seat height



ZCANT18
18" seat height



ZCANT18BR
18" seat height with bookrack



OPTIONAL CONFIGURATIONS

- FG** FELT-BASE GLIDES
- SG** STEEL-BASE GLIDES
- A** ARMRESTS
- BR** BOOKRACK

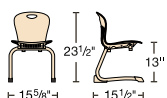
Armrests are only available on 18" seat height chairs. Bookrack is only available for 15" and 18" seat height chairs.

ZUMA® Series – Stacking Cantilever Chairs

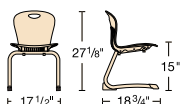
ZUMA Series stacking cantilever chairs feature a sturdy, cantilevered tubular steel frame and a comfortable, ergonomically contoured polypropylene shell. The chairs stack 4-high and can rest securely on a desk or table top.



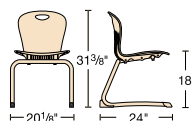
ZSTCANT13
13" seat height



ZSTCANT15
15" seat height



ZSTCANT18
18" seat height



OPTIONAL CONFIGURATIONS

- FG** FELT-BASE GLIDES
- SG** STEEL-BASE GLIDES

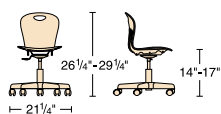
ZUMA® Series – Mobile Task Chairs and Lab Stools

ZUMA Series mobile task chairs and lab stools feature a comfortable, ergonomically contoured polypropylene shell and a pneumatic mechanism for easy seat height adjustment. Chairs swivel 360 degrees and feature five 2" diameter, dual-wheel, hooded swivel casters. Lab stools offer a footring that adjusts in height from 8" to 14".



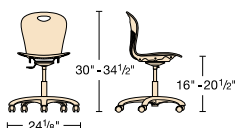
ZTASK15

14"-17" seat height



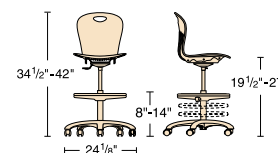
ZTASK18

16"-20½" seat height



ZLAB

19½"-27" seat height



OPTIONAL CONFIGURATIONS

- C** SOFT-WHEEL CASTERS
- UG** FIXED GLIDES
- A** ARMRESTS

Armrests are only available on ZTASK18.

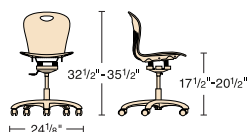
ZUMA® Series – R2M Mobile Task Chairs

ZUMA Series R2M (Room to Move®) mobile task chairs move with you to help activate your best sitting position. With an ergonomic seat secured by four air coils that flex and compress as you move, this task chair provides controlled movement in all directions from front-to-back, side-to-side and in-between. The polypropylene shell flexes to accommodate different body types and a pneumatic mechanism allows easy seat height adjustment from 17½" to 20½".



ZR2MTASK18

17½"-20½" seat height



OPTIONAL CONFIGURATIONS

- C** SOFT-WHEEL CASTERS
- UG** FIXED GLIDES

Analogy® Series – 4-Leg Stack Chairs

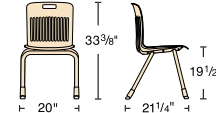
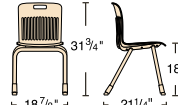
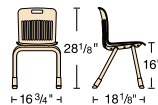
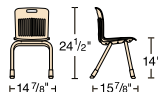
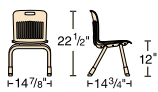
Analogy Series 4-leg stacking chairs feature a striking upright design and an ergonomically contoured shell. 4-leg chair models range in size from 12" to 18" seat heights. 18" Chairs are available with an extra-large (EL) shell to accommodate larger students, as well as a padded seat for additional comfort.



Chairs stack up to 8 high



AN12 12" seat height **AN14** 14" seat height **AN16** 16" seat height **AN18** 18" seat height **AN18ELP** 18½" seat height with extra-large shell. Padded upholstered option shown.



OPTIONAL CONFIGURATIONS

- FG** FELT-BASE GLIDES **SG** STEEL-BASE GLIDES **BR** BOOKRACK **P** PADDED UPHOLSTERED SEAT

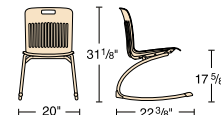
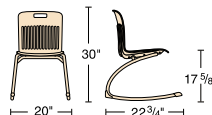
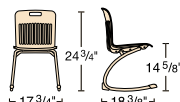
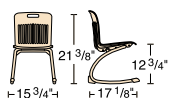
Bookrack and extra-large seat is only available on 18" seat height chairs. Padded Seat is only available on 18" extra-large seats.

Analogy® Series – Rocking Chairs

Analogy Series rocking chairs encourage healthy movement and provide a moderate range of back-and-forth motion. Rocking chairs feature a sturdy, cantilevered tubular steel frame and a comfortable, ergonomically contoured polypropylene shell.



ANROCK14 13" seat height **ANROCK16** 15" seat height **ANROCK18** 18" seat height **ANROCK18EL** 18" seat height with extra-large shell



OPTIONAL CONFIGURATIONS

- FG** FELT STRIP ON EACH LEG **BG** BUMP GLIDES **P** PADDED UPHOLSTERED SEAT

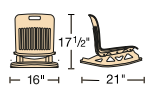
Recommended for use on carpeted surfaces only; however, an optional factory-installed felt strip on the bottom of each leg is available for flooring applications where a felt contact surface is appropriate. Not recommended for use on VCT flooring (Vinyl Composition Tile). Padded Seat is only available on 18" extra-large seats.

Analogy® Series – Floor Rockers

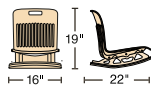
Analogy Series floor rockers feature an ergonomic seat atop a sturdy, one-piece rocking base with a non-marring pad for smooth, quiet movement. With subtle back-and-forth motion, floor rockers offer an ergonomic alternative to floor seating.



ANFLROCK15
Sized for K - 4th Grade



ANFLROCK18
Sized for 5th Grade - Adult



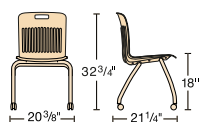
Non-Marring Pad

Analogy® Series – 4-Leg Chairs and Stools with Civitas Frame

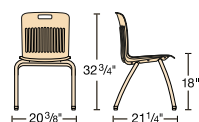
Analogy Series 4-leg chairs and stools with Civitas frame feature stylish legs for a casually chic and inviting effect, a tubular steel frame and an extra-large, one-piece, molded polypropylene shell. The Analogy bucket offers a flexible, ergonomic backrest for long lasting comfort. All models are available with a welded-on bookrack for additional storage.



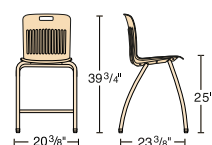
CA18ELC
18" seat height with casters (model CA18ELBRPC shown).



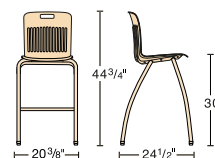
CA18EL
18" seat height



CA25EL
25" seat height



CA30EL
30" seat height



OPTIONAL CONFIGURATIONS

- FG** FELT-BASE GLIDES
- SG** STEEL-BASE GLIDES
- P** PADDED UPHOLSTERED SEAT
- BR** BOOKRACK





Analogy® Series – C2M 4-Leg Chairs

Analogy Series C2M (Choose to Move) 4-leg chairs offer the ultimate choice in flexible seating with a unique patent-pending mode selector. In active mode, the chair allows controlled movement with air coils that flex and compress as you move in all directions – from side-to-side, back-and-forth and in-between. When conventional seating is more appropriate, a simple twist transforms the chair into an ergonomic, fixed position.



ANC2M15

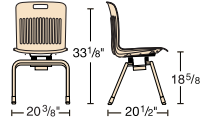
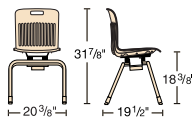
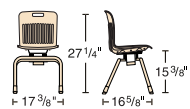
15" seat height

ANC2M18

18" seat height

ANC2M18EL

18½" seat height with extra-large shell



OPTIONAL CONFIGURATIONS

- FG** FELT-BASE GLIDES
- SG** STEEL-BASE GLIDES
- P** PADDED UPHOLSTERED SEAT

Padded Seat is only available on 18" extra-large seats.

Analogy® Series – R2M Mobile Task Chairs

Analogy Series R2M (Room to Move®) mobile task chairs move with you to help activate your best sitting position. With an ergonomic seat secured by four air coils that flex and compress as you move, this task chair provides controlled movement in all directions from front-to-back, side-to-side and in-between. The pneumatic mechanism allows easy seat height adjustment from 17½" to 20½".

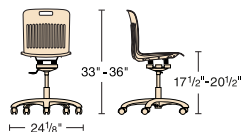
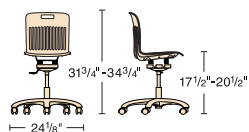


ANR2MTASK18

17½"-20½" seat height

ANR2MTASK18EL

17½"-20½" seat height



OPTIONAL CONFIGURATIONS

- C** SOFT-WHEEL CASTERS
- UG** FIXED GLIDES
- P** PADDED UPHOLSTERED SEAT

Padded Seat is only available on 18" extra-large seats.

Analogy® Series – Mobile Task Chairs and Lab Stools

Analogy Series mobile task chairs and lab stools feature an adjustable and comfortable, ergonomically contoured polypropylene shell and a pneumatic mechanism for easy seat height adjustment. Chairs swivel 360 degrees and feature five 2" diameter, dual-wheel, hooded swivel casters. Lab stools offer a footring that adjusts in height from 8" to 14".



ANTASK16

12½"-15½" seat height

ANTASK18

16"-20½" seat height

ANTASK18EL

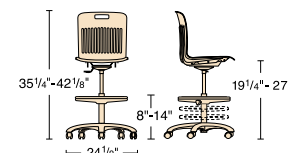
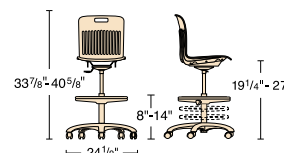
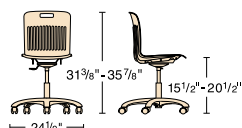
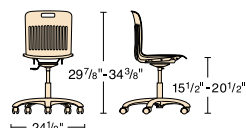
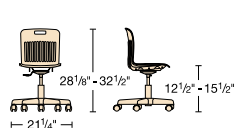
16"-20½" seat height

ANLAB

19"-27" seat height

ANLABEL

19"-27" seat height



OPTIONAL CONFIGURATIONS

- C** SOFT-WHEEL CASTERS
- UG** FIXED GLIDES
- P** PADDED UPHOLSTERED SEAT

Padded Seat is only available on 18" extra-large seats.

Analogy® Series – Cantilever Chairs

Analogy Series cantilever chairs feature a sturdy, cantilevered tubular steel frame and a comfortable, ergonomically contoured polypropylene shell.



ANCANT14

14" seat height

ANCANT16

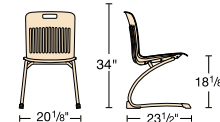
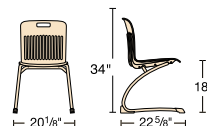
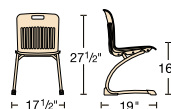
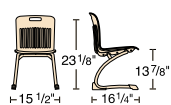
16" seat height

ANCANT18

18" seat height

ANCANT18EL

18" seat height



OPTIONAL CONFIGURATIONS

- FG** FELT-BASE GLIDES
- SG** STEEL-BASE GLIDES
- BR** BOOKRACK
- P** PADDED UPHOLSTERED SEAT

Bookrack is only available for 18" seat height chairs. Padded Seat is only available on 18" extra-large seats.

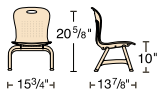
Sage™ Series – 4-Leg Stack Chairs

Sage Series 4-leg stacking chairs offer a larger contoured shell, wider backrest and elegantly curved, extra heavy-duty legs. This 4-leg stack chair features a tubular steel frame and a multi-ribbed one-piece, molded polypropylene shell with a gentle flex. The chair is available in a range of sizes from 10" to 19" seat heights.



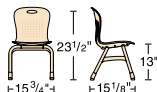
SG410

10" seat height



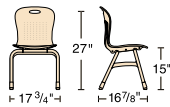
SG413

13" seat height



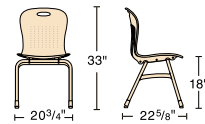
SG415

15" seat height



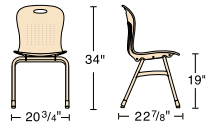
SG418

18" seat height



SG419

19" seat height



OPTIONAL CONFIGURATIONS

- FG** FELT-BASE GLIDES
- SG** STEEL-BASE GLIDES
- A** ARMRESTS
- BR** BOOKRACK
- P** PADDED UPHOLSTERED SEAT
- G** GANGING DEVICE

Armrests are not available on 10" seat height chairs. Bookrack is only available on 15", 18" and 19" seat height chairs. Padded Seat is only available on 18" and 19" seat height chairs. Ganging Device available on 18" and 19" seat height chairs only and cannot use ganging device on chairs with armrests.

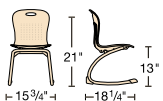
Sage™ Series – Rocking Chairs

Sage Series rocking chairs encourage healthy movement and provide a moderate range of back-and-forth motion. Rocking chairs feature a sturdy, cantilevered tubular steel frame and a comfortable, ergonomically contoured polypropylene shell.



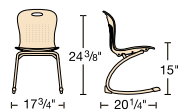
SGROCK13

13" seat height



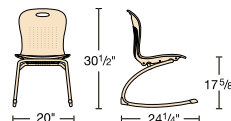
SGROCK15

15" seat height



SGROCK18A

18" seat height with armrests



OPTIONAL CONFIGURATIONS

- BG** BUMP GLIDES
- A** ARMRESTS
- FG** FELT STRIP ON EACH LEG

Recommended for use on carpeted surfaces only; however, an optional factory-installed felt strip on the bottom of each leg is available for flooring applications where a felt contact surface is appropriate. Not recommended for use on VCT flooring (Vinyl Composition Tile).

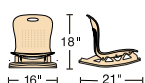
Sage™ Series – Floor Rockers

Sage Series floor rockers feature an ergonomic seat atop a sturdy, one-piece rocking base with a non-marring pad for smooth, quiet movement. With subtle back-and-forth motion, floor rockers offer an ergonomic alternative to floor seating.



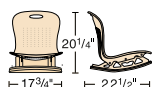
SGFLOCK15

Sized for K - 4th Grade



SGFLOCK18

Sized for 5th Grade - Adult



OPTIONAL CONFIGURATIONS

P PADDED UPHOLSTERED SEAT

Padded Seat is only available on SGFLOCK18.

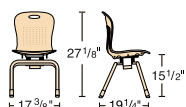
Sage™ Series – C2M 4-Leg Chairs

Sage Series C2M (Choose to Move) 4-leg chairs offer the ultimate choice in flexible seating with a unique patent-pending mode selector. In active mode, the chair allows controlled movement with air coils that flex and compress as you move in all directions – from side-to-side, back-and-forth and in-between. When conventional seating is more appropriate, a simple twist transforms the chair into an ergonomic, fixed position.



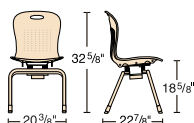
SGC2M15

15" seat height



SGC2M18

18" seat height



OPTIONAL CONFIGURATIONS

FG FELT-BASE GLIDES **SG STEEL-BASE GLIDES** **P PADDED UPHOLSTERED SEAT**

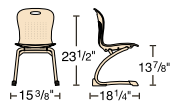
Padded Seat is only available on 18" seat height chairs.

Sage™ Series – Cantilever Chairs

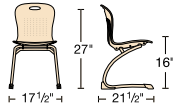
Sage Series cantilever chairs feature a sturdy, cantilevered tubular steel frame and a comfortable, ergonomically contoured polypropylene shell that flexes to accommodate different body types.



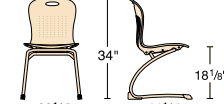
SGCANT13
13½" seat height



SGCANT15
16" seat height



SGCANT18
18" seat height



OPTIONAL CONFIGURATIONS

- FG** FELT-BASE GLIDES
- SG** STEEL-BASE GLIDES
- A** ARMRESTS
- P** PADDED UPHOLSTERED SEAT
- BR** BOOKRACK

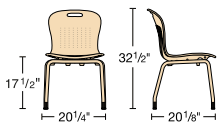
Armrests and Padded Seat are only available for 18" seat height chairs. Bookrack is only available for 16" and 18" seat height chairs.

Sage™ Contract Series – 4-Leg Chairs

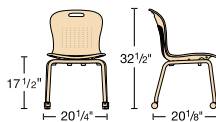
Sage Contract Series chairs feature a sturdy tubular steel 4-leg frame and a spacious, ergonomically contoured shell with a backrest that provides long-lasting support. The chair has an optional right- or left-hand KD articulating tablet arm, as well as an optional KD kit with tubular-steel arms and polypropylene armrests.



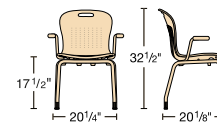
SG1
18" seat height



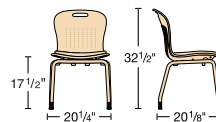
SG1C
18" seat height with casters



SG1
18" seat height with arm kit SGARMSKD



SG1P
18" upholstered padded seat



OPTIONAL CONFIGURATIONS

- A** ARMRESTS
- BR** BOOKRACK
- P** PADDED UPHOLSTERED SEAT
- TA** ARTICULATING TABLET ARM KIT

The basic model SG1 can be configured with any combination of options listed above. Tablet Arm Kit available on model SG1.

Sage™ Series – 4-Leg Stacking Caster Chairs

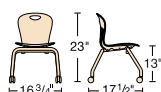
Sage Series stacking caster chairs are easily movable and ideal for flexible and collaborative classroom spaces. Featuring a spacious, ergonomically contoured shell and four 2" twin-wheel nylon soft casters, these chairs stack 5-high and have under-seat bumpers to protect contact surfaces.

Chairs stack up to 5 high



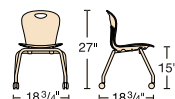
SGST13C

13" seat height



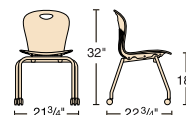
SGST15C

15" seat height



SGST18C

18" seat height



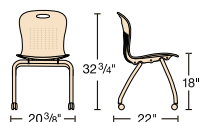
Sage™ Series – 4-Leg Chairs and Stools with Civitas Frame

Sage Series 4-leg chairs and stools with Civitas frame feature stylish legs for a casually chic and inviting effect, a tubular steel frame and a multi-ribbed one-piece, molded polypropylene shell with a gentle flex. All models are available with a welded-on bookrack for additional storage.



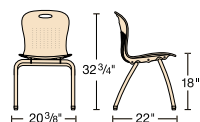
CS18PC

18" upholstered padded seat with casters (model CS18BRPC shown).



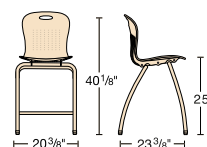
CS18

18" seat height



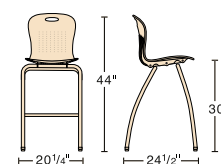
CS25

25" seat height



CS30

30" seat height



OPTIONAL CONFIGURATIONS

- FG** FELT-BASE GLIDES
- SG** STEEL-BASE GLIDES
- P** PADDED UPHOLSTERED SEAT
- BR** BOOKRACK



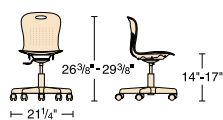
Sage™ Series – Mobile Task Chairs and Lab Stools

Sage Series mobile task chairs and lab stools feature a comfortable, ergonomically contoured polypropylene shell and a pneumatic mechanism for easy seat height adjustment. Chairs swivel 360 degrees and feature five 2" diameter, dual-wheel, hooded swivel casters. Lab stools offer a footring that adjusts in height from 8" to 14".



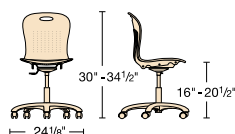
SGTASK15

14"-17" seat height



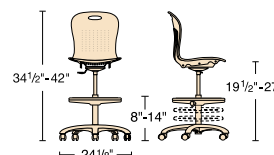
SGTASK18

16"-20½" seat height



SGLAB

19½"-27" seat height



OPTIONAL CONFIGURATIONS

- C** SOFT-WHEEL CASTERS
- UG** FIXED GLIDES
- A** ARMRESTS
- P** PADDED UPHOLSTERED SEAT

Armrests are only available on SGTASK18. Padded Seats are available on SGTASK18 and SGLAB.

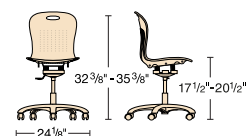
Sage™ Series – R2M Mobile Task Chairs

Sage Series R2M (Room to Move®) mobile task chairs move with you to help activate your best sitting position. With an ergonomic seat secured by four air coils that flex and compress as you move, this task chair provides controlled movement in all directions from front-to-back, side-to-side and in-between. The polypropylene shell flexes to accommodate different body types and a pneumatic mechanism allows easy seat height adjustment from 17½" to 20½".



SGR2MTASK18

17½"-20½" seat height



OPTIONAL CONFIGURATIONS

- C** SOFT-WHEEL CASTERS
- UG** FIXED GLIDES

Metaphor® Series – 4-Leg Stack Chairs

Metaphor Series 4-leg stack chairs offer stackable, storable seating, with an updated three-hole backrest that provides exceptional ventilation. The sturdy tubular steel frame has an integral backrest and front support tube that provides 360-degree support to the comfortable polypropylene shell.

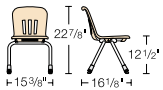


4-leg chairs stack 12 high



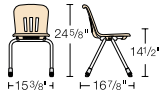
N912

12½" seat height



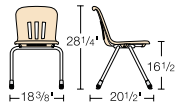
N914

14½" seat height



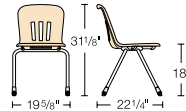
N916

16½" seat height



N918

18" seat height



OPTIONAL CONFIGURATIONS

- FG** FELT-BASE GLIDES
- SG** STEEL-BASE GLIDES
- G** GANGING DEVICE
- BR** BOOKRACK

Bookrack and Ganging Device are only available on 18" seat height chairs.

Metaphor® Series – Mobile Task Chairs and Lab Stools

Metaphor Series mobile task chairs and lab stools feature an ergonomic, one-piece molded polypropylene shell and a pneumatic mechanism for easy seat height adjustment. Chairs swivel 360 degrees and feature five 2" diameter, dual-wheel, hooded swivel casters. Lab stools offer a footring that adjusts in height from 8" to 14".



N9TASK16

13¾"-16¾" seat height



N9TASK18

15"-19" seat height

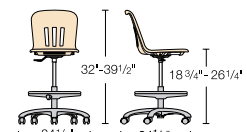
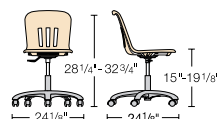
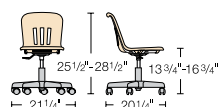


N9LAB

18¾"-26¼" seat height

OPTIONAL CONFIGURATIONS

- C** SOFT-WHEEL CASTERS
- UG** FIXED GLIDES





N2 Series – 4-Leg Stack Chairs

N2 Series 4-leg stack chairs offer affordability, comfort and durability. The one-piece polypropylene shell features two sets of contoured, flexible ribs that allow the upper back to flex for exceptional comfort and support.

4-leg chairs stack 8 high



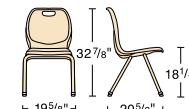
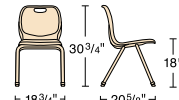
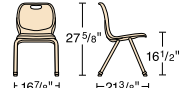
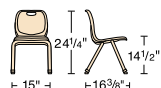
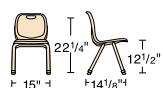
N212
12½" seat height

N214
14½" seat height

N216
16½" seat height

N218
18" seat height

N218EL
18" seat height with extra-large shell



OPTIONAL CONFIGURATIONS

- FG FELT-BASE GLIDES** **SG STEEL-BASE GLIDES** **BR BOOKRACK** **G GANGING DEVICE**

Bookrack and Ganging Device are only available on model N218.

N2 Series – Mobile 4-Leg Chairs

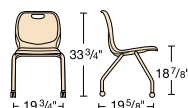
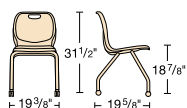
N2 Series mobile 4-leg chairs feature tubular steel legs, a one-piece molded polypropylene shell and four 2" dual-wheel swivel casters.



N250
18" seat height with casters



N250EL
18" seat height with casters with extra-large shell



OPTIONAL CONFIGURATIONS

- C SOFT-WHEEL CASTERS**



N2 Series – *Mobile Task Chairs and Lab Stools*

N2 Series mobile task chairs and lab stools feature an ergonomic, one-piece molded polypropylene shell and a pneumatic mechanism for easy seat height adjustment. Chairs swivel 360 degrees and feature five 2" diameter, dual-wheel, hooded swivel casters. Lab stools offer a footring that adjusts in height from 8" to 14".



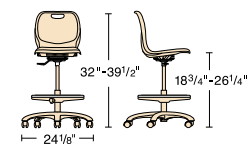
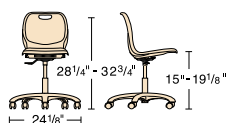
N260GC
18"-22½" seat height



N260GCLS
22½"-28½" seat height

OPTIONAL CONFIGURATIONS

- C** SOFT-WHEEL CASTERS
- UG** FIXED GLIDES



9000 Series – 4-Leg Stack Chairs

9000 Series 4-leg stack chairs are constructed from highly durable, long-lasting injection molded polyethylene. An iconic original, these chairs are a popular fixture in classrooms across the nation and are available in a range of sizes from 10" to 18" seat heights.

4-leg chairs stack 8 high



<p>9010 10" seat height</p>	<p>9012 12" seat height</p>	<p>9014 14" seat height</p>	<p>9016 16" seat height</p>	<p>9018 18" seat height</p>
--	--	--	--	--

OPTIONAL CONFIGURATIONS

- FG** FELT-BASE GLIDES
- SG** STEEL-BASE GLIDES
- G** GANGING DEVICE
- BR** BOOKRACK
- P** PADDED UPHOLSTERED SEAT

Bookrack, Padded Seat and Ganging Device are only available on 18" seat height chairs.

9000 Series – Mobile Task Chairs

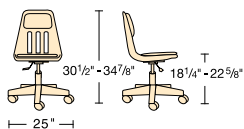
9000 Series mobile task chairs are equipped with five 2" diameter, dual-wheel, hooded swivel casters and offer a 360-degree swivel. Task chairs feature a padded, upholstered seat with a pneumatic mechanism for easy, seat height adjustment from 18" to 22½".

3000 Series – Mobile Task Chairs

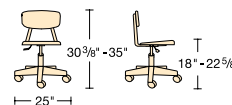
3000 Series mobile task chairs feature a hard-plastic seat and back constructed of colorfast, scratch-resistant Martest 21°. Chairs adjust in seat height, swivel 360 degrees and feature five 2" diameter, dual-wheel, hooded swivel casters.



9260PGC
18"-22½" seat height with upholstered seat and back pad.



3860GC
18"-22½" seat height



OPTIONAL CONFIGURATIONS

- C** SOFT-WHEEL CASTERS
- UG** FIXED GLIDES

OPTIONAL CONFIGURATIONS

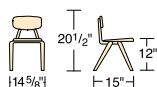
- C** SOFT-WHEEL CASTERS
- UG** FIXED GLIDES

3000 Series – 4-leg Stack Chairs

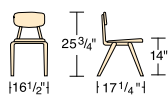
3000 Series 4-leg stack chairs are constructed of colorfast, scratch-resistant Martest 21®. Hard plastic seats and separate backs are remarkably chip-resistant and retain a bright, fresh look semester after semester. This chair features a tubular steel frame and is available in a range of sizes from 12" to 18" seat heights.



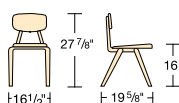
3012
12" seat height



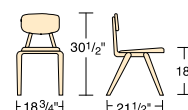
3014
14" seat height



3016
16" seat height



3018
18" seat height



OPTIONAL CONFIGURATIONS

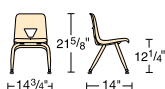
- FG** FELT-BASE GLIDES
- SG** STEEL-BASE GLIDES

2000 Series – 4-Leg Stack Chairs

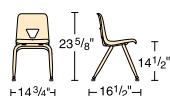
2000 Series 4-leg stack chairs offer classic styling plus long-lasting construction. Chairs feature a one-piece molded polypropylene shell, tubular steel frame and are available with an extra-large (EL) shell, as well as a padded seat for additional comfort.



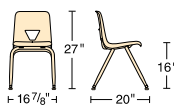
2012
12" seat height



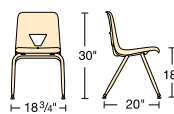
2014
14" seat height



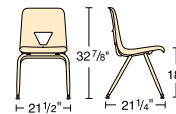
2016
16" seat height



2018
18" seat height



2018EL
18 1/2" seat height with extra-large shell



OPTIONAL CONFIGURATIONS

- FG** FELT-BASE GLIDES
- SG** STEEL-BASE GLIDES
- G** GANGING DEVICE
- BR** BOOKRACK
- P** PADDED UPHOLSTERED SEAT

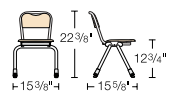
Bookrack, Ganging Device and Padded Seat are only available on models 2018 and 2018EL.

Telos® Series – 4-Leg Stack Chairs

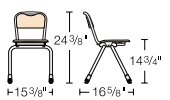
Telos Series 4-leg stack chairs feature a contoured, hard plastic seat and back and are offered in a range of sizes from 12" to 18".



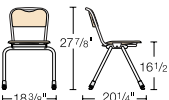
N312
12" seat height



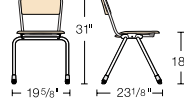
N314
14" seat height



N316
16" seat height



N318
18" seat height



OPTIONAL CONFIGURATIONS

- FG** FELT-BASE GLIDES
- SG** STEEL-BASE GLIDES
- G** GANGING DEVICE
- BR** BOOKRACK

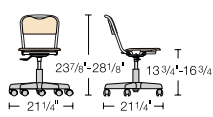
Bookrack and Ganging Device are only available on 18" seat height chairs.

Telos® Series – Mobile Task Chairs and Lab Stools

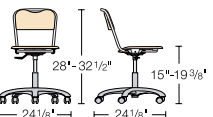
Telos Series mobile task chairs and lab stools feature a pneumatic mechanism for easy seat height adjustment. Chairs swivel 360 degrees and features five 2" diameter, dual-wheel, hooded swivel casters. Lab stools offer a footring that adjusts in height from 8" to 14".



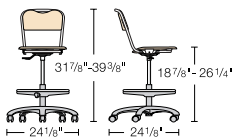
N3TASK16
13 1/2"-16 1/2" seat height



N3TASK18
15"-19 1/2" seat height



N3LAB
19"-26" seat height and adjustable footring.



OPTIONAL CONFIGURATIONS

- C** SOFT-WHEEL CASTERS
- UG** FIXED GLIDES

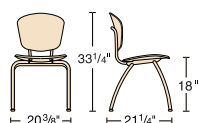
ZUMAFrd™ Series – 4-Leg Chairs and Stools with Civitas Frame

ZUMAFrd Series 4-leg chairs and stools with Civitas frame feature stylish legs, tubular steel frame and FRW™ hard plastic seat and back that provides added levels of sustainability.



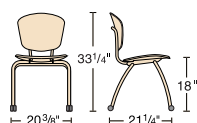
CZ18FRW

18" seat height



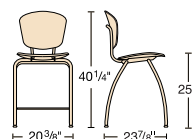
CZ18FRWC

18" seat height



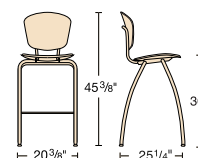
CZ25FRW

25" seat height



CZ30FRW

30" seat height



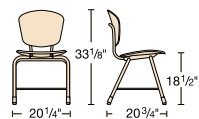
OPTIONAL CONFIGURATIONS

- FG** FELT-BASE GLIDES
- SG** STEEL-BASE GLIDES



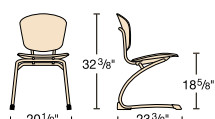
ZFRD418BR

18" seat height



ZFRDCANT18

18" seat height



ZUMAFrd™ Series – 4-Leg and Cantilever Chairs

ZUMAFrd Series 4-Leg Chairs feature a tubular steel frame, molded hard plastic seat and back and steel-rod bookrack.

ZUMAFrd Series cantilever chairs feature a sturdy, cantilevered tubular steel frame and a molded hard plastic seat and back.

OPTIONAL CONFIGURATIONS

- FG** FELT-BASE GLIDES
- SG** STEEL-BASE GLIDES

120 Series – Lab Stools

120 Series Stools feature a tubular steel frame and a separate injection-molded polypropylene soft plastic seat. Stools are available in a variety of fixed and adjustable heights.



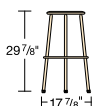
12018
18" high stool



12024
24" high stool



12030
30" high stool



1201927SG
Adjusts 19"-27"



1202533SG
Adjusts 25"-33"



OPTIONAL CONFIGURATIONS

- SG STEEL-BASE GLIDES**
- FG FELT-BASE GLIDES**

Felt and Steel Glides are only available on fixed height stools.

121 Series – Lab Stools

121 Series Stools feature a tubular steel frame and a molded Martest 21® hard plastic seat. Stools are available in a variety of fixed heights and adjustable heights.



12118
18" high stool



12124
24" high stool



12130
30" high stool



1211927SG
Adjusts 19"-27"



1212533SG
Adjusts 25"-33"



OPTIONAL CONFIGURATIONS

- SG STEEL-BASE GLIDES**
- FG FELT-BASE GLIDES**

Felt and Steel Glides are only available on fixed height stools.

122 Series – Lab Stools

122 Series Stools feature a tubular steel frame and a formed steel seat with a Masonite® inset. Stools are available in a variety of fixed heights and adjustable heights.



12218

18" high stool



12224

24" high stool



12230

30" high stool



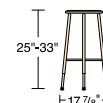
1221927SG

Adjusts 19"-27"



1222533SG

Adjusts 25"-33"



OPTIONAL CONFIGURATIONS

- SG** STEEL-BASE GLIDES
- FG** FELT-BASE GLIDES

Felt and Steel Glides are only available on fixed height stools.

123 Series – Lab Stools

123 Series Stools feature an all wood seat and frame in Natural Oak and are available in a range of heights.



12318

18" high stool



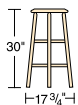
12324

24" high stool



12330

30" high stool



UP Stools

UP Stools are a highly flexible and ergonomic seating solution or standing aid. The stools are made of a durable polyamide material and equipped with a convenient strap for height adjustment and transportation and feature a rounded, non-slip floor stand.



UP090U

Adjusts 15"-19"



UP100U

Adjusts 18"-25"



UP110U

Adjusts 23"-33"



COLORS

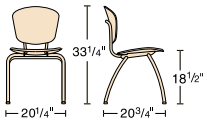
Black, White, Yellow, Salmon, Blue, and Red

Parison® Series – 4-Leg Chairs and Stools

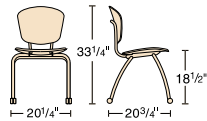
Parison Series 4-leg chairs and stools feature an elegant silhouette and natural balance that add lightness and refinement to business, dining and higher education environments.



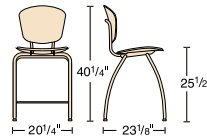
PS18
18" seat height



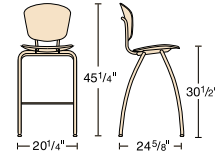
PS18PC
18" seat height and casters. Shown with optional seat pad.



PS25
25" seat height



PS30
30" seat height



OPTIONAL CONFIGURATIONS

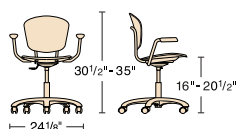
- FG** FELT-BASE GLIDES
- SG** STEEL-BASE GLIDES
- P** PADDED UPHOLSTERED SEAT





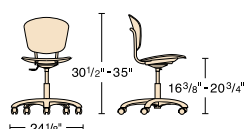
PSTASK18A

16"-20" seat height with arms



PSTASK18P

16"-20" height with upholstered seat



Parison® Series – Mobile Task Chairs

Parison Series mobile task chairs feature an organically sculpted polypropylene separate seat and back and a pneumatic mechanism for easy seat height adjustment. The task chair swivels 360 degrees and features five 2" diameter, dual-wheel, hooded swivel casters.

OPTIONAL CONFIGURATIONS

- C** SOFT CASTERS
- UG** FIXED GLIDES
- P** PADDED UPHOLSTERED SEAT
- A** ARMREST

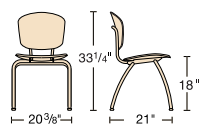
Civitas® Plywood Series – 4-Leg Chairs and Stools

Civitas Plywood Series features chairs and stools that combine a sturdy tubular steel frame and an elegant, ergonomically contoured plywood seat and back.



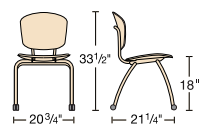
CW18

18" seat height



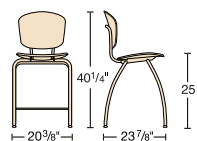
CW18C

18" seat height



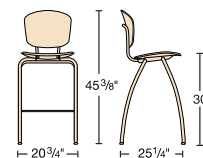
CW25

25" seat height



CW30

30" seat height



OPTIONAL CONFIGURATIONS

- FG** FELT-BASE GLIDES
- SG** STEEL-BASE GLIDES

4400 Series – Mesh-Back Mobile Task Chairs

4400 Series mobile task chairs offer lightweight, flexible mesh-back fabric that provides cool support and comfort.



4445A

Mobile task chair with arms and black padded fabric seat and mesh back; 18"-22" seat height.



4435A

Mobile task chair with black mesh back and padded seat.

4400 Series – Mesh-Back Guest Chairs

4400 Series guest chairs deliver a contemporary style with lightweight and flexible mesh-back fabric, perfect for waiting rooms and offices.



4440A

4-leg black steel tube frame with black mesh back and molded foam fabric seat; 19" seat height.



4430

Sled-based guest chair with mesh back and padded seat.

7700 Series – Executive Mobile Task Chairs

7700 Series mobile task chairs feature vinyl upholstery providing comfort and style to any executive setting.



7765A

High-back, mobile task chair with arms and black vinyl upholstered seat and back; 45"-48" seat height.



7745A

Mobile task chair with arms and black vinyl upholstered seat and back; 38"-41" seat height.

4300 Series – Adjustable Task Chairs

4300 Series task chairs feature an upholstered seat and back, a pneumatically adjustable seat height and a manual back-depth adjustment.



4300

17"-22" seat height



4301

18"-23" seat height. Shown with optional T-Arms.



43TARM

Adjustable T-arm with padded self-skinned urethane.



43WARM

Non-adjustable wing arm.

OPTIONAL CONFIGURATIONS

C SOFT CASTERS

UG FIXED GLIDES

A ARMREST

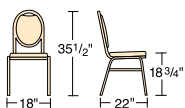
Custom 8900 Series – Upholstered Stack Chairs

8900 Series upholstered stack chairs feature a tubular steel frame and upholstered seat and back. A variety of back styles and optional configurations are available. Chairs come with an integrated stack bar that helps protect seat cushion when chairs are stacked.



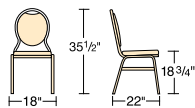
8936SB

2½" thick crown seat and queen back with integrated stack bar.



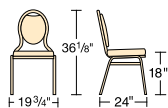
8918SB

2½" thick crown seat and queen back with integrated stack bar.



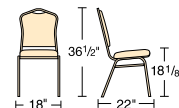
8919SB

3" thick crown seat and queen back with integrated stack bar.



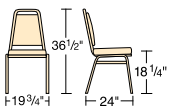
8920SB

2½" thick crown seat and tulip back with integrated stack bar.



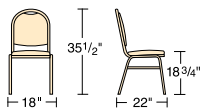
8970SB

3" thick crown seat and trapezoid back with integrated stack bar.



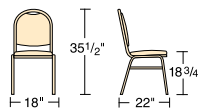
8916SB

2½" thick crown seat and rounded back with integrated stack bar.



8916SBCB

2½" thick crown seat and rounded back with integrated stack bar and concealed screws.



Chairs stack up to 6 high

OPTIONAL CONFIGURATIONS

G GANGING DEVICE

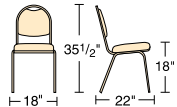


8900 Series – Upholstered Stack Chairs

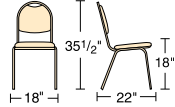
8900 Series upholstered stack chairs feature a tubular steel frame and upholstered seat and back.



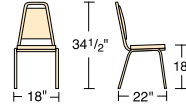
8915
2" thick crown seat and rounded back.



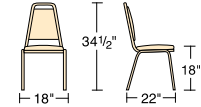
8917
2" thick dome seat and rounded back.



8925
2" thick crown seat and trapezoid back.



8926
2" thick dome seat and trapezoid back.



OPTIONAL CONFIGURATIONS

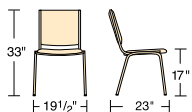
- G** GANGING DEVICE
- SB** STACK BAR

8800 Series – Comfort Stacker™ and Convention Center Stacking Chairs

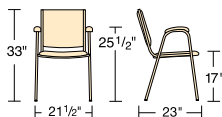
8800 Series Comfort Stacker are a versatile stack chair featuring a padded, upholstered seat, a tubular steel frame, a contoured seat and backrest and optional armrests.



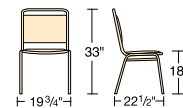
8802
Comfort Stacker; 17" seat height.



8806
Comfort Stacker with arms; 17" seat height.



8830SBG
Stack bars and ganging device; chrome frame only; 18" seat height.



OPTIONAL CONFIGURATIONS

- G** GANGING DEVICE

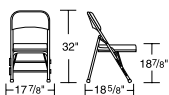


190 Series – Folding Chairs

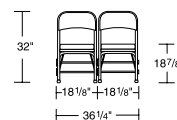
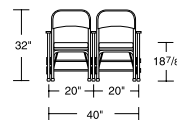
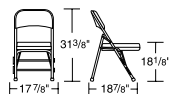
190 Series folding chair features a comfortable, extra-thick upholstered seat with an enclosed seat pan for convention centers, auditoriums and arena-related applications. The seat allows easy access and can be folded independently for easy passage through rows of chairs.



198G
19" seat height with 2½" padded seat. Model shown has optional ganging device.



190G
18" seat height with 2½" padded seat in enclosed seat pan. Model shown has optional ganging device.



Armrests

Optional arms with urethane pads enhance the seating convenience of the 190G and 198G while also serving as a ganging device.

OPTIONAL CONFIGURATIONS

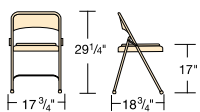
- A** ARMREST
- G** GANGING DEVICE

Folding Chairs

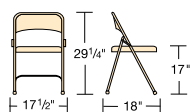
Virco folding chair feature a tubular steel frame reinforced with either one or two u-shaped rear leg braces for extra strength. Select models offer fabric or vinyl upholstered seat and back pads.



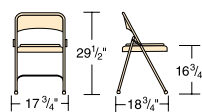
188
17" seat height with front and rear leg brace and upholstered seat and back.



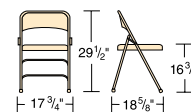
162
17" seat height with front and rear leg brace.



168
17" seat height with front and rear leg brace and vinyl seat and back.



167
17" seat height with one front and two rear leg braces.



OPTIONAL CONFIGURATIONS

- G** GANGING DEVICE



Wood Chairs

Wooden seating selections include 12" and 14" 4-leg chairs and 16" and 18" sled-based chairs. Ideal for early learning environments and library settings.



ECCH12
12" seat height



ECCH14
14" seat height



LIBCH16
16" seat height



LIBCH18
18" seat height

Wood Rocking Chairs

Wood rocking chairs are sturdy and durable and compliment any early learning environment.



ECROCK12
Juvenile rocker, 12" seat height.



ECROCK18
Adult rocking chair, 18" seat height.



COMBO UNITS

Virco's chair-desk combinations bring a sense of order to the classroom with comfort, ergonomics and styles that recognize the need for flexibility and choice. Compact models open up possibilities for small spaces. Expanded work surfaces are suitable for textbooks, laptops and more. Collaborative tops can be configured into shapes for group work or separated to support independent study. From traditional set-ups to flexible classrooms,

Virco combo desks offer a wide variety of options to accommodate evolving spaces.



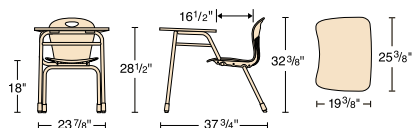


ZUMA® Series – Chair Desks with Bowfront Top

ZUMA Series chair desks combine the ergonomic flexibility of ZUMA with a generous FRW™ hard plastic work surface for a comfortable yet convenient classroom solution.

ZCONBRM

4-leg chair desk with a 19³/₈" x 25³/₈" bowfront shape hard plastic work surface.



OPTIONAL CONFIGURATIONS

- FG** FELT-BASE GLIDES **SG** STEEL-BASE GLIDES **BR** BOOKRACK **BH** BACKPACK HANGER
- LH** LEFT-HANDED

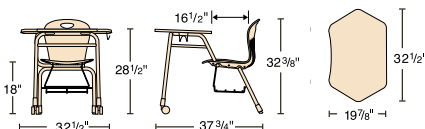


ZUMA® Series – Chair Desks with Collaborative Learning Top

ZUMA Series chair desks feature an ergonomically contoured seat and a collaborative work surface, ideal for group learning. Work surface is available with high-pressure laminate or FRW hard plastic.

ZC1CT

4-leg chair desk with a 19⁷/₈" x 32¹/₂" collaborative shape high-pressure laminate work surface.



OPTIONAL CONFIGURATIONS

- FG** FELT-BASE GLIDES **SG** STEEL-BASE GLIDES **L** LAMINATE TOP **AE** SURE EDGE
- M** HARD PLASTIC TOP **BR** BOOKRACK **BH** BACKPACK HANGER **LH** LEFT-HANDED **CH** CUP HOLDER

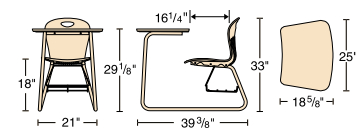


ZUMA® Series – Sled-Based Combo Units with Bowfront Top

ZUMA Series sled-based combo units feature an ergonomically contoured seat and a generous FRW hard plastic work surface. Combo units offer a sturdy dual-entry design for right and left-handed students.

ZSLEDBRM

SledCombo chair desk with an 18⁵/₈" x 25" bowfront shape hard plastic work surface.



OPTIONAL CONFIGURATIONS

- BR** BOOKRACK **BH** BACKPACK HANGER



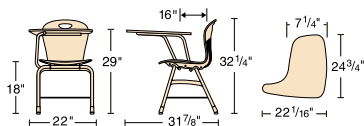
ZUMA® Series – Tablet Arm Chair Desks

ZUMA Series tablet arm chair desks incorporate an ergonomically contoured seat with a fixed or articulating L-shaped high-pressure laminate work surface. Tablet arm chair desks feature a compact 4-leg frame and come standard with a steel bookrack for added storage.



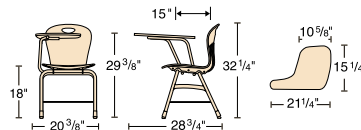
ZU418TAFBR

Fixed tablet arm chair desk with a 7¼" x 24¾" x 22⅙" high-pressure laminate work surface.



ZU418TABR

Articulating tablet arm chair desk with a 10⅝" x 15¼" x 21¼" high-pressure laminate work surface.



OPTIONAL CONFIGURATIONS

- FG** FELT-BASE GLIDES
- SG** STEEL-BASE GLIDES
- LH** LEFT-HANDED

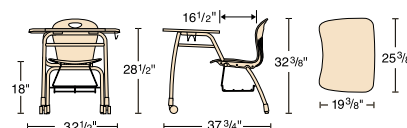


ZUMA® Series – Chair Desks with Civitas Frame

ZUMA Series chair desks feature an ergonomically contoured seat with our stylish and sophisticated Civitas frame. Models are available with a high-pressure laminate or FRW™ hard plastic work surface.

CCZ1

4-leg chair desk with Civitas frame and a 19⅜" x 25⅜" bowfront shape high-pressure laminate work surface.



OPTIONAL CONFIGURATIONS

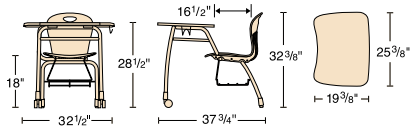
- FG** FELT-BASE GLIDES
- SG** STEEL-BASE GLIDES
- L** LAMINATE TOP
- AE** SURE EDGE
- M** HARD PLASTIC TOP
- BR** BOOKRACK
- BH** BACKPACK HANGER
- LH** LEFT-HANDED

ZUMA® Series – Agile Combo Units

ZUMA Series agile combo units are ideal for group learning and flexible work spaces. Combo units feature FRW™ hard plastic or high-pressure laminate work surface and two twin-wheel nylon casters equipped with a "sit-lock" feature.

ACZ1

Agile combo unit with a 19³/₈" x 25³/₈" bowfront shape high-pressure laminate work surface. (model ACZ3M shown).



OPTIONAL CONFIGURATIONS

- L** LAMINATE TOP **AE** SURE EDGE **M** HARD PLASTIC TOP **BR** BOOKRACK
- BH** BACKPACK HANGER **LH** LEFT-HANDED

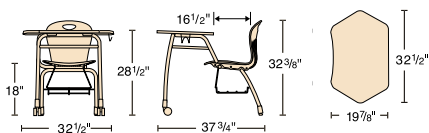
ZUMA® Series – Agile Combo Units with Collaborative Top and Civitas Frame

ZUMA Series agile combo units feature our stylish Civitas frame, a high-pressure laminate or FRW hard plastic collaborative shaped work surface, and two twin-wheel nylon casters equipped with a "sit-lock" feature.



ACCZ2CT

Agile combo unit with Civitas frame and a 19⁷/₈" x 32¹/₂" collaborative shape high-pressure laminate work surface. (model ACCZ2CTM shown).



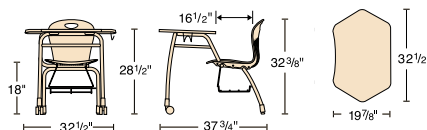
ZUMA® Series – Agile Combo Units with Collaborative Learning Top

ZUMA Series agile combo units feature two twin-wheel nylon casters equipped with a "sit-lock" feature and a collaborative work surface in FRW hard plastic or high-pressure laminate.



ACZ1CT

Agile combo unit with a 19⁷/₈" x 32¹/₂" collaborative shape high-pressure laminate work surface.



OPTIONAL CONFIGURATIONS

- L** LAMINATE TOP **AE** SURE EDGE **M** HARD PLASTIC TOP **BR** BOOKRACK **BH** BACKPACK HANGER **LH** LEFT-HANDED **CH** CUP HOLDER

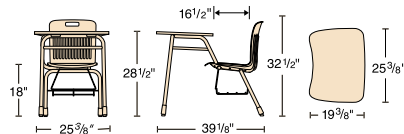


Analogy® Series – Chair Desks with Bowfront Top

Analogy Series chair desks combine a striking upright design and ergonomically contoured seat with a generous FRW™ hard plastic or high-pressure laminate work surface. Models are available with an extra-large (EL) shell to accommodate larger students and adults.

ANC1M

4-leg chair desk with a 19 3/8" x 25 3/8" bowfront shape hard plastic work surface.



OPTIONAL CONFIGURATIONS

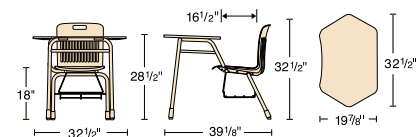
- FG** FELT-BASE GLIDES **SG** STEEL-BASE GLIDES **BH** BACKPACK HANGER **LH** LEFT-HANDED
- BR** BOOKRACK **L** LAMINATE TOP **AE** SURE EDGE **M** HARD PLASTIC TOP **EL** EXTRA-LARGE SEAT **P** PADDED UPHOLSTERED SEAT

Analogy® Series – Chair Desks with Collaborative Learning Top

Analogy Series chair desks feature an ergonomically contoured seat and a collaborative work surface, ideal for group learning. Work surface is available with high-pressure laminate or FRW hard plastic.

ANC1CT

4-leg chair desk with a 19 7/8" x 32 1/2" collaborative shape high-pressure laminate work surface.



OPTIONAL CONFIGURATIONS

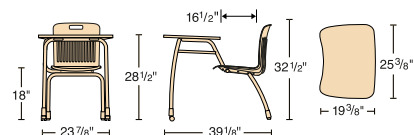
- FG** FELT-BASE GLIDES **SG** STEEL-BASE GLIDES **BH** BACKPACK HANGER **LH** LEFT-HANDED **BR** BOOKRACK
- L** LAMINATE TOP **AE** SURE EDGE **M** HARD PLASTIC TOP **EL** EXTRA-LARGE SEAT **CH** CUP HOLDER **P** PADDED UPHOLSTERED SEAT

Analogy® Series – Chair Desks with Civitas Frame

Analogy Series chair desks feature an ergonomically contoured seat with our stylish and sophisticated Civitas frame. Models are available with an FRW hard plastic or high-pressure laminate work surface.

CCA1

4-leg chair desk with Civitas frame and a 19 3/8" x 25 3/8" bowfront shape high-pressure laminate work surface.



OPTIONAL CONFIGURATIONS

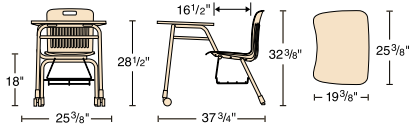
- FG** FELT-BASE GLIDES **SG** STEEL-BASE GLIDES **BH** BACKPACK HANGER **LH** LEFT-HANDED
- BR** BOOKRACK **L** LAMINATE TOP **AE** SURE EDGE **M** HARD PLASTIC TOP **EL** EXTRA-LARGE SEAT **P** PADDED UPHOLSTERED SEAT

Analogy® Series – Agile Combo Units

Analogy Series agile combo units offer two twin-wheel nylon casters equipped with a "sit-lock" feature for easy mobility, and an FRW™ hard plastic or high-pressure laminate work surface.

ACA3

Agile combo unit with a 19 $\frac{3}{8}$ " x 25 $\frac{3}{8}$ " bowfront shape high-pressure laminate work surface. (model ACA1M shown)



OPTIONAL CONFIGURATIONS

L LAMINATE TOP **AE** SURE EDGE **M** HARD PLASTIC TOP **BR** BOOKRACK
BH BACKPACK HANGER **EL** EXTRA-LARGE SEAT **P** PADDED UPHOLSTERED SEAT **LH** LEFT-HANDED

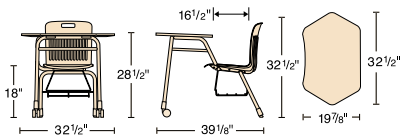


Analogy® Series – Agile Combo Units with Collaborative Learning Top

Analogy Series agile combo units feature two twin-wheel nylon casters equipped with a "sit-lock" feature and a collaborative work surface in FRW hard plastic or high-pressure laminate.

ACA1CT

Agile combo units with a 19 $\frac{7}{8}$ " x 32 $\frac{1}{2}$ " collaborative shape high-pressure laminate work surface.



OPTIONAL CONFIGURATIONS

L LAMINATE TOP **AE** SURE EDGE **M** HARD PLASTIC TOP **BR** BOOKRACK **CH** CUP HOLDER
BH BACKPACK HANGER **EL** EXTRA-LARGE SEAT **P** PADDED UPHOLSTERED SEAT **LH** LEFT-HANDED

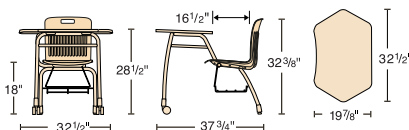


Analogy® Series – Agile Combo Units with Collaborative Top and Civitas Frame

Analogy Series agile combo units are ideal for collaborative learning and flexible classrooms. Models feature our stylish Civitas frame, a high-pressure laminate or FRW hard plastic collaborative shaped work surface, and two twin-wheel nylon casters equipped with a "sit-lock" feature.

ACCA1CTM

Agile combo unit with Civitas frame and a 19 $\frac{7}{8}$ " x 32 $\frac{1}{2}$ " collaborative shape hard plastic work surface.



OPTIONAL CONFIGURATIONS

L LAMINATE TOP **AE** SURE EDGE **M** HARD PLASTIC TOP **BR** BOOKRACK
BH BACKPACK HANGER **EL** EXTRA-LARGE SEAT **P** PADDED UPHOLSTERED SEAT **LH** LEFT-HANDED





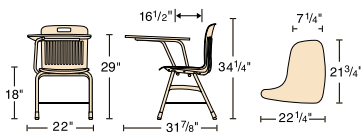
Analogy® Series – Tablet Arm Chair Desks

Analogy Series tablet arm chair desks come with a fixed or an articulating high-pressure laminate work surface. Chair desks combine a convenient L-shaped work surface with an ergonomically contoured seat; an extra-large shell is available for larger students and adults. Models feature a space-saving 4-leg chair frame, a steel bookrack and are available in right or left-handed configurations.



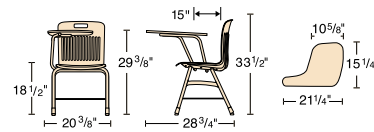
ANTF1

Fixed tablet arm chair desk with a 7¼" x 21¾" x 22¼" high-pressure laminate work surface.



ANT1

Articulating tablet arm chair desk with a 10⅝" x 15¼" x 21¼" high-pressure laminate work surface.



OPTIONAL CONFIGURATIONS

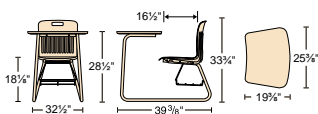
FG FELT-BASE GLIDES **SG** STEEL-BASE GLIDES **LH** LEFT-HANDED **BR** BOOKRACK **EL** EXTRA-LARGE SEAT **P** PADDED UPHOLSTERED SEAT

Analogy® Series – Sled-Based Combo Units with Bowfront Top

Analogy Series sled-based combo units feature an ergonomically contoured extra-large seat and a spacious FRW™ hard plastic or high-pressure laminate work surface. Combo units offer a dual-entry design for right and left-handed students.

ANSEL3M

Sled-based chair desk with a 19⅜" x 25⅜" bowfront shape hard plastic work surface and extra-large seat.



OPTIONAL CONFIGURATIONS

BH BACKPACK HANGER **BR** BOOKRACK **L** LAMINATE TOP **AE** SURE EDGE **M** HARD PLASTIC TOP **P** PADDED UPHOLSTERED SEAT

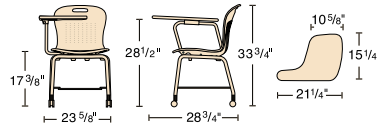


Sage™ Contract Series – Tablet Arm Chair Desks

Sage Contract Series tablet arm chair desks, designed for sophisticated higher learning environments, combine an articulating L-shaped high-pressure laminate work surface with an elegant padded or unpadded seat. Optional configurations also include a wire bookrack and four twin-wheel casters.

SCTBRPC

Articulating tablet arm chair desk with a 10⁵/₈" x 15¹/₄" x 21¹/₄" x high-pressure laminate work surface.



OPTIONAL CONFIGURATIONS

- BR** BOOKRACK
- P** PADDED UPHOLSTERED SEAT
- LH** LEFT-HANDED
- C** SOFT CASTERS

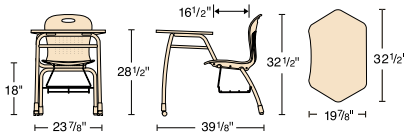


Sage™ Series – Agile Combo Units with Collaborative Top and Civitas Frame

Sage Series agile combo units are ideal for group learning and flexible work spaces. Models feature our stylish Civitas frame, a high-pressure laminate or FRW™ hard plastic collaborative shaped work surface, and two twin-wheel nylon casters equipped with a "sit-lock" feature.

ACCS1CT

Agile combo units with Civitas frame and a 19 $\frac{7}{8}$ " x 32 $\frac{1}{2}$ " collaborative shape high-pressure laminate work surface.



OPTIONAL CONFIGURATIONS

L LAMINATE TOP **AE** SURE EDGE **M** HARD PLASTIC TOP **BR** BOOKRACK
BH BACKPACK HANGER **P** PADDED UPHOLSTERED SEAT **LH** LEFT-HANDED

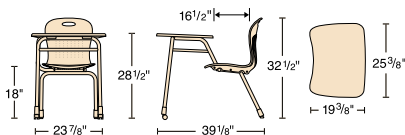


Sage™ Series – Agile Combo Units

Sage Series agile combo units offer two twin-wheel nylon casters, equipped with a "sit-lock" feature, and an FRW hard plastic or high-pressure laminate work surface.

ACS3M

Agile combo units with a 19 $\frac{3}{8}$ " x 25 $\frac{3}{8}$ " bowfront shape FRW hard plastic work surface.



OPTIONAL CONFIGURATIONS

L LAMINATE TOP **AE** SURE EDGE **M** HARD PLASTIC TOP **BR** BOOKRACK
BH BACKPACK HANGER **P** PADDED UPHOLSTERED SEAT **LH** LEFT-HANDED

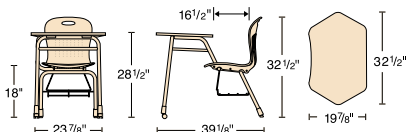


Sage™ Series – Agile Combo Units with Collaborative Learning Top

Sage Series agile combo units feature two twin-wheel nylon casters equipped with a "sit-lock" feature and a collaborative work surface in FRW hard plastic or high-pressure laminate.

ACS1CT

Agile combo units with a 19 $\frac{7}{8}$ " x 32 $\frac{1}{2}$ " collaborative shape high-pressure laminate work surface.



OPTIONAL CONFIGURATIONS

L LAMINATE TOP **AE** SURE EDGE **M** HARD PLASTIC TOP **BR** BOOKRACK
BH BACKPACK HANGER **P** PADDED UPHOLSTERED SEAT **CH** CUP HOLDER **LH** LEFT-HANDED

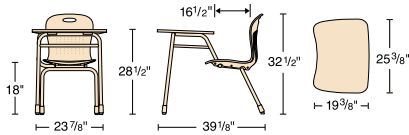


Sage™ Series – Chair Desks with Bowfront Top

Sage Series chair desks combine an ergonomically contoured seat with a spacious FRW™ hard plastic work surface.

SGCONBRM

4-leg chair desk with a 19³/₈" x 25³/₈" bowfront shape hard plastic work surface.



OPTIONAL CONFIGURATIONS

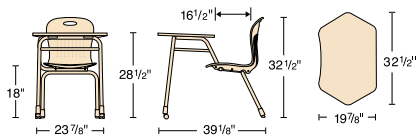
- FG** FELT-BASE GLIDES **SG** STEEL-BASE GLIDES **BR** BOOKRACK **BH** BACKPACK HANGER
- P** PADDED UPHOLSTERED SEAT **LH** LEFT-HANDED

Sage™ Series – Chair Desks with Collaborative Learning Top

Sage Series chair desks feature an ergonomically contoured seat and a collaborative work surface, ideal for group learning. Work surface is available with high-pressure laminate or FRW hard plastic.

SGC1CT

4-leg chair desk with a 19⁷/₈" x 32¹/₂" collaborative shape high-pressure laminate work surface. (model SGC1CTM shown)



OPTIONAL CONFIGURATIONS

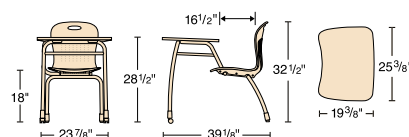
- FG** FELT-BASE GLIDES **SG** STEEL-BASE GLIDES **L** LAMINATE TOP **AE** SURE EDGE **BR** BOOKRACK
- M** HARD PLASTIC TOP **BH** BACKPACK HANGER **CH** CUP HOLDER **P** PADDED UPHOLSTERED SEAT **LH** LEFT-HANDED

Sage™ Series – Chair Desks with Civitas Frame

Sage Series chair desks feature an ergonomically contoured seat with our stylish and sophisticated Civitas frame. Models are available with an FRW hard plastic or high-pressure laminate work surface.

CCSG1

4-leg chair desk with Civitas frame and a 19³/₈" x 25³/₈" bowfront shape high-pressure laminate work surface.



OPTIONAL CONFIGURATIONS

- FG** FELT-BASE GLIDES **SG** STEEL-BASE GLIDES **L** LAMINATE TOP **AE** SURE EDGE **BR** BOOKRACK
- M** HARD PLASTIC TOP **BH** BACKPACK HANGER **P** PADDED UPHOLSTERED SEAT **LH** LEFT-HANDED

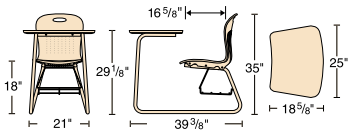
Sage™ Series – Sled-Based Combo Units with Bowfront Top

Sage Series sled-based combo units feature an ergonomically contoured seat and a spacious FRW™ hard plastic work surface. Combo units offer a sturdy, dual-entry design for right and left-handed students.



SGSLEDBRM

Sled-based chair desk with an 18⁵/₈" x 25" bowfront shape hard plastic work surface.



OPTIONAL CONFIGURATIONS

- BR BOOKCRACK
- BH BACKPACK HANGER
- P PADDED UPHOLSTERED SEAT

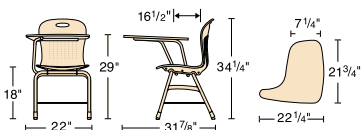
Sage™ Series – Tablet Arm Chair Desks

Sage Series tablet arm chair desks include a fixed or an articulating L-shaped high-pressure laminate work surface with an ergonomically contoured seat. Models feature a space-saving 4-leg chair frame, a steel bookrack and are available in right or left-handed configurations.



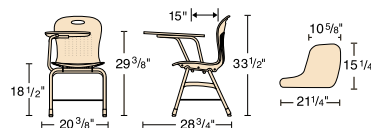
SG418TAFBR

Fixed tablet arm chair desk with a 7¹/₄" x 21³/₄" x 22¹/₄" x high-pressure laminate work surface.



SG418TABR

Articulating tablet arm chair desk with a 10⁵/₈" x 15¹/₄" x 21¹/₄" high-pressure laminate work surface.



OPTIONAL CONFIGURATIONS

- FG FELT-BASE GLIDES
- SG STEEL-BASE GLIDES
- BR BOOKCRACK
- P PADDED UPHOLSTERED SEAT
- LH LEFT-HANDED





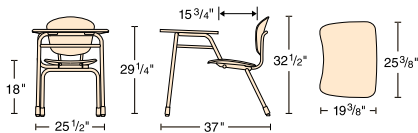


Civitas® Series – Chair Desks

Civitas Series chair desks feature spacious high-pressure laminate or FRW™ hard plastic work surfaces. Elegantly arched front and rear legs define the Civitas style, while a sculpted plywood seat and back deliver a sleek, contemporary look.

CCW3

4-leg chair desk with a 19³/₈" x 25³/₈" bowfront shape high-pressure laminate work surface. (model CCW3M shown)



OPTIONAL CONFIGURATIONS

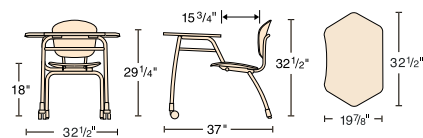
- FG** FELT-BASE GLIDES **SG** STEEL-BASE GLIDES **M** HARD PLASTIC TOP
- L** LAMINATE TOP **AE** SURE EDGE **LH** LEFT-HANDED **BR** BOOKRACK **BH** BACKPACK HANGER

Civitas® Series – Agile Combo Units with Collaborative Learning Top

Civitas Series agile combo units offer two twin-wheel nylon casters equipped with a "sit-lock" feature, and a collaborative shaped high-pressure laminate or FRW hard plastic work surface. Models feature a sleek arched-leg frame, delivering style and convenience to classroom environments.

ACCW3CT

4-leg chair desk with a 19⁷/₈" x 32¹/₂" collaborative shape high-pressure laminate work surface.



OPTIONAL CONFIGURATIONS

- M** HARD PLASTIC TOP **L** LAMINATE TOP **AE** SURE EDGE **LH** LEFT-HANDED **BR** BOOKRACK **BH** BACKPACK HANGER

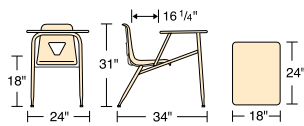
2000 Series – Chair Desks and Tablet Arm Chair Desks

2000 Series chair desks are offered in a variety of styles, including a classic 4-leg combo unit and a space-efficient tablet arm design. Chair desks feature a high-pressure laminate work surface and are available with an extra-large shell to accommodate larger students and adults.



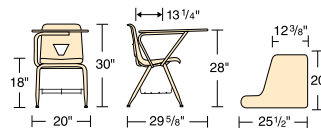
2400NBR

4-leg chair desk with an 18" x 24" rectangle shape high-pressure laminate work surface.



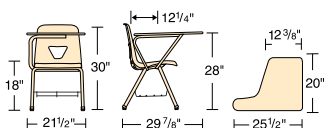
2700BR

Fixed tablet arm chair desk with a 12 3/8" x 20" x 25 1/2" high-pressure laminate work surface.



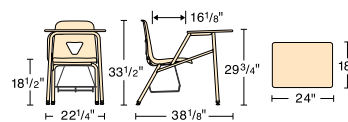
2700ELBR

Fixed tablet arm chair desk with a 12 3/8" x 20" x 25 1/2" high-pressure laminate work surface and extra-large seat.



2400ELBR

4-leg chair desk with an 18" x 24" rectangle shape high-pressure laminate work surface and extra-large seat.



OPTIONAL CONFIGURATIONS

- FG** FELT-BASE GLIDES **SG** STEEL-BASE GLIDES **BR** BOOKRACK **M** HARD PLASTIC TOP **L** LAMINATE TOP **PL** PLYWOOD TOP
- AE** SURE EDGE **EL** EXTRA-LARGE SEAT

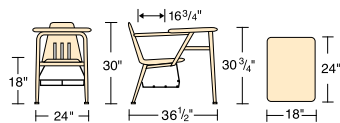
9000 Series – Chair Desks and Tablet Arm Chair Desks

9000 Series chair desks combine Virco's iconic original, ergonomically contoured and vented soft plastic seat with a durable high-pressure laminate work surface. Configurations include a traditional 4-leg chair desk and a compact L-shaped fixed tablet arm chair desk.



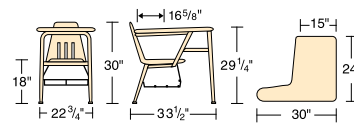
9400BR

4-leg chair desk with an 18" x 24" rectangle shape high-pressure laminate work surface.



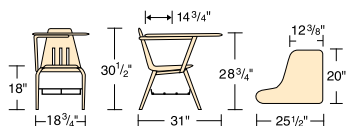
9400LABR

4-leg chair desk with a 15" x 24" x 30" high-pressure laminate work surface.



9700BR

Fixed tablet arm chair desk with a 12 3/8" x 20" x 25 1/2" high-pressure laminate work surface.



OPTIONAL CONFIGURATIONS

- FG** FELT-BASE GLIDES **SG** STEEL-BASE GLIDES **BR** BOOKRACK **M** HARD PLASTIC TOP **L** LAMINATE TOP **PL** PLYWOOD TOP
- AE** SURE EDGE





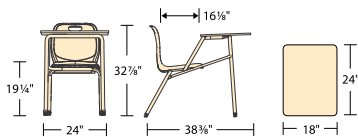
N2 Series – Chair Desks and Tablet Arm Chair Desks

N2 Series chair desks, offered as a 4-leg model or a compact fixed tablet arm model, come with or without bookracks and are available with several sized high-pressure laminate work surfaces. Two sets of contoured, flexible ribs allow ergonomic movement in the chair for exceptional comfort and support. Extra-large models are available for larger students and adults.



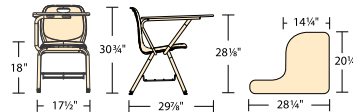
N240NBR

4-leg chair desk with an 18" x 24" rectangle shape high-pressure laminate work surface.



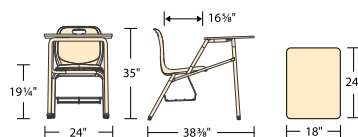
N270BR

Fixed tablet arm chair desk with a 14 1/4" x 20 1/4" x 28 1/4" high-pressure laminate work surface.



N240ELBRM

4-leg chair desk with an 18" x 24" rectangle shape FRW hard plastic work surface, extra large seat and wire bookrack.



N270ELBRM

Fixed tablet arm chair desk with a 14 1/4" x 20 1/4" x 28 1/4" FRW hard plastic work surface, extra large seat and wire bookrack.



OPTIONAL CONFIGURATIONS

- FG** FELT-BASE GLIDES **SG** STEEL-BASE GLIDES **BR** BOOKRACK **M** HARD PLASTIC TOP **PL** PLYWOOD TOP **EL** EXTRA-LARGE SEAT
- AE** SURE EDGE

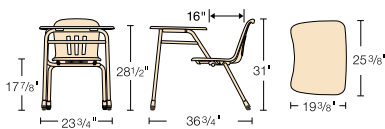
Metaphor® Series – Chair Desks and Tablet Arm Chair Desks

Metaphor Series chair desks are offered in a variety of stylings, including a classic 4-leg combo unit, a space-efficient tablet arm design, and a dual-entry sled-based chair desk. Chair desks feature a high-pressure laminate work surface and an updated three-hole backrest, which provides exceptional ventilation and comfort.



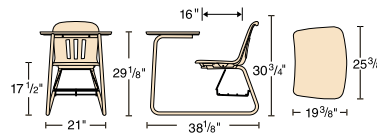
N9CONBR

4-leg chair desk with a 19³/₈" x 25³/₈" bowfront shape high-pressure laminate work surface. Also available with an 18" x 24" work surface.



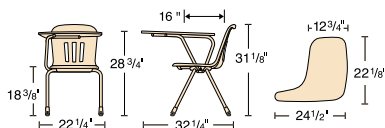
N9SLEDBR

Sled-based chair desk with a 19³/₈" x 25³/₈" bowfront shape high-pressure laminate work surface.



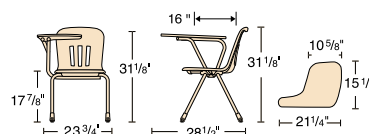
N918TAF

Fixed tablet arm chair desk with a 12³/₄" x 22¹/₈" x 24¹/₂" high-pressure laminate work surface.



N918TA

Articulating tablet arm chair desk with a 10⁵/₈" x 15¹/₄" x 21¹/₄" high-pressure laminate work surface.



Model N918TA stacks 5-high

OPTIONAL CONFIGURATIONS

- FG** FELT-BASE GLIDES **SG** STEEL-BASE GLIDES **L** LAMINATE TOP **AE** SURE EDGE **M** HARD PLASTIC TOP **BR** BOOKRACK
- BH** BACKPACK HANGER **LH** LEFT-HANDED





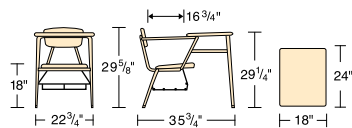
3000 Series – Chair Desks and Tablet Arm Chair Desks

3000 Series chair desks are available in various configurations and feature scratch and fade resistant hard plastic seats and backrests with either a high-pressure laminate or FRW™ hard plastic work surface. Classic 4-leg models come with or without an under-seat bookrack for storage and convenience.



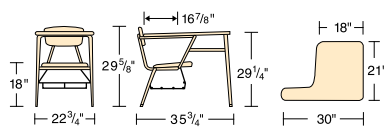
3400BRM

4-leg chair desk with an 18" x 24" rectangle shape hard plastic work surface.



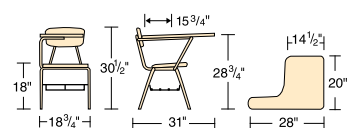
3400LABRM

4-leg chair desk with an 18" x 21" x 30" hard plastic work surface.



3700BRM

Fixed tablet arm chair desk with a 14 1/2" x 20" x 28" hard plastic work surface.



OPTIONAL CONFIGURATIONS

- FG** FELT-BASE GLIDES
- SG** STEEL-BASE GLIDES
- BR** BOOKRACK



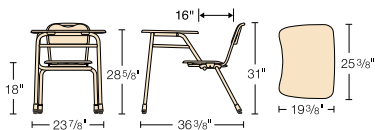
Telos® Series – Chair Desks

Telos Series 4-leg chair desks feature a contoured, hard plastic seat and back, providing long-lasting performance and durability. Models are available with an FRW™ hard plastic work surface and come with or without an under-seat steel bookrack.



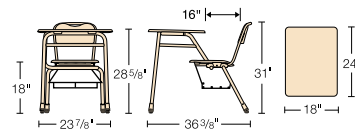
N3CONBRM

4-leg chair desk with a 19³/₈" x 25³/₈" bowfront shape hard plastic work surface.



N3CORBRM

4-leg chair desk with an 18" x 24" rectangle shape hard plastic work surface.



OPTIONAL CONFIGURATIONS

- FG** FELT-BASE GLIDES
- SG** STEEL-BASE GLIDES
- BH** BACKPACK HANGER
- BR** BOOKRACK

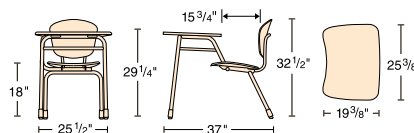
ZUMAFrd™ Series – Chair Desks

ZUMAFrd Series 4-leg chair desk features seat, back and a spacious work surface made from Virco's exclusive FRW hard plastic that provides added levels of sustainability for a classroom environment. Models are available with or without a steel bookrack.



ZFRDCONBRM

4-leg chair desk with a 19³/₈" x 25³/₈" bowfront shape hard plastic work surface.



OPTIONAL CONFIGURATIONS

- FG** FELT-BASE GLIDES
- SG** STEEL-BASE GLIDES
- BR** BOOKRACK

DESKS

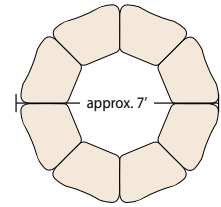
Virco classroom desks help educators make the most of their learning spaces. For today's diverse teaching methods, we offer desks that support solo learning as well as collaboration, combining in groups for easy discussion and exchange of ideas. Sturdy, ergonomic designs can be customized with book boxes, backpack hangers, bookracks and more, and many models are height-adjustable and mobile too. Teacher's desks with a variety of options further support classroom layouts. And in office and administrative settings, Virco desks provide a seamless transition from one task to the next to meet a range of organizational needs.



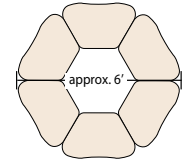


ZUMA® Series – Fixed-Height Desks

ZUMA desks offer playful style and durable construction. The ZUMA Series 4-leg fixed-height desks feature a 30" top height and an FRW™ hard plastic work surface, which includes a pencil groove.



Octagonal Grouping with 8 ZOCT desks

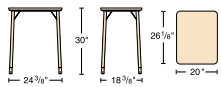


Hexagonal Grouping with 6 ZHEX desks



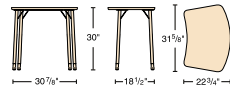
Z202630M

30" fixed-height with a 20" x 26 1/8" rectangle shape hard plastic work surface.



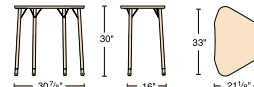
Z203130M

30" fixed-height with a 22 3/4" x 31 1/8" bowfront shape hard plastic work surface (Z203130BOXM shown).



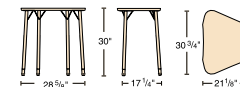
ZHEX30M

30" fixed-height with a 21 1/8" x 33" collaborative shape hard plastic work surface (ZHEX30BOXM shown).



ZOCT30M

30" fixed-height with a 21 1/8" x 30 3/4" collaborative shape hard plastic work surface (ZOCT30BRM shown).



- OPTIONS** **BH** BACKPACK HANGER **BRT** WIRE BOOK BASKET W/PAPER/PENCIL TRAY **BOX** PLASTIC BOOK BOX **TT** TOTE TRAY **BR** WIRE BOOK BASKET

Desks are available with a backpack hanger, wire book basket with paper/pencil tray, plastic book box, wire book basket and tote tray (tote tray not available with Z2026 models).

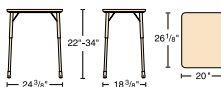
ZUMA® Series – Adjustable-Height Desks

ZUMA Series adjustable-height student desks provide solutions to a variety of classroom environments, from traditional rows to collaborative learning. Desks feature FRW hard plastic work surfaces and an adjustable-height range of 22" to 34".



ZADJ2026M

22"-34" adjustable-height with a 20" x 26 1/8" rectangle shape hard plastic work surface.



ZADJ2031M

22"-34" adjustable-height with a 22 3/4" x 31 1/8" bowfront shape hard plastic work surface (ZADJ2031BOXM shown).



ZHEXM

22"-34" adjustable-height with a 21 1/8" x 33" collaborative shape hard plastic work surface (ZHEXBRTM shown).



ZOCTM

22"-34" adjustable-height with a 21 1/8" x 30 3/4" collaborative shape hard plastic work surface.



ZBOOMM

22"-34" adjustable-height with a 28" x 28" boomerang shape hard plastic work surface (ZBOOMBRM shown).



- OPTIONS** **BH** BACKPACK HANGER **BRT** WIRE BOOK BASKET W/PAPER/PENCIL TRAY **BOX** PLASTIC BOOK BOX **BR** WIRE BOOK BASKET **C2** CASTERS **BB** PLASTIC BOOK BOX **C** CASTERS **TT** TOTE TRAY **G** GANG BRACKETS

Desks are available with a backpack hanger, wire book basket with paper/pencil tray, plastic book box, wire book basket, and tote tray (tote tray not available with Z2026 models). ZADJ2026M, ZHEXM and ZOCTM are available with two front leg casters (C2). ZBOOM is available with a backpack hanger, wire book basket with paper/pencil tray, plastic book box (BB), wire book basket, gang brackets, tote tray and casters (a single caster is available only for the desk's middle leg).

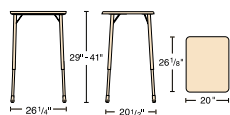
ZUMA® Series – Stand-Up Height Desks

The ZUMA Series adjustable stand-up height student desks come with FRW™ hard plastic tops and an adjustable height range of 29" to 41" for flexible learning spaces.



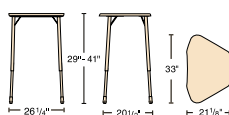
Z2026SUM

29"-41" adjustable-height with a 20" x 26⁷/₈" rectangle shape hard plastic work surface.



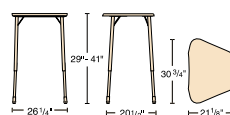
ZHEXSUM

29"-41" adjustable-height with a 21¹/₈" x 33" collaborative shape hard plastic work surface.



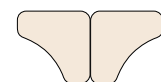
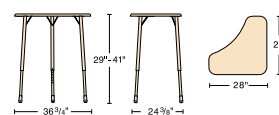
ZOCTSUM

29"-41" adjustable-height with a 21¹/₈" x 30³/₄" collaborative shape hard plastic work surface.

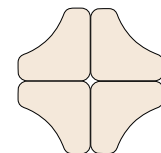


ZBOOMSUM

29"-41" adjustable-height with a 28" x 28" boomerang shape hard plastic work surface (ZBOOMSULBBBBHM shown).



approx. 56"



ZBOOM groups into collaborative arrangements of two or four

OPTIONS **BH** BACKPACK HANGER **BRT** WIRE BOOK BASKET W/ PAPER/PENCIL TRAY **BOX** PLASTIC BOOK BOX **BR** WIRE BOOK BASKET **BB** PLASTIC BOOK BOX **TT** TOTE TRAY **G** GANG BRACKETS **LB** LEG BRACE

Desks are available with a backpack hanger, wire book basket with paper/pencil tray, plastic book box, tote tray and wire book basket. ZBOOMSU is available with a backpack hanger, wire book basket with paper/pencil tray, plastic book box (BB), wire book basket, gang brackets, tote tray, and stand-up leg brace.

ZUMA® Series – Slide Desk

ZUMA Series Slide Desks support flexible learning environments by quickly adapting from individual use to group learning styles. Desks feature a 30" fixed-height or 22" to 34" adjustable-height with a 22" x 32" slide-shaped high-pressure laminate work surface.



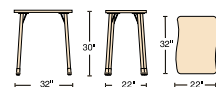
ZSLADJ

22³/₈"-34³/₈" adjustable-height desk with a 22" x 32" Slide shape high-pressure laminate work surface (ZSLADJBBBH Shown).



ZSL30

22³/₈"-34³/₈" adjustable-height desk with a 22" x 32" Slide shape high-pressure laminate work surface (ZSL30BH Shown).



OPTIONS **BRT** WIRE BOOK BASKET W/ PAPER/PENCIL TRAY **BH** BACKPACK HANGER **BOX** PLASTIC BOOK BOX **TT** TOTE TRAY **BR** WIRE BOOK BASKET **C** CASTERS

Desks are available with a backpack hanger, wire book basket with paper/pencil tray, plastic book box, tote tray and wire book basket. Two casters available on legs opposite user side only; only available with adjustable-height BOX, BR and BRT models.

ZUMA® Series – Wheelchair Height Desks

The ZUMA Series wheelchair-accessible student desks provide 30" minimum width and 19" minimum depth of unobstructed clearance. Top surfaces are available with a high-pressure laminate.



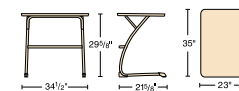
ZBOOMW

22³/₈"-34³/₈" adjustable-height with a 33" x 33" boomerang shape high-pressure laminate work surface.



ZDESK29W

29⁹/₈" fixed-height with a 23" x 35" bowfront shape high-pressure laminate work surface.



OPTIONS **G** GANG BRACKETS **PLT2** PLYWOOD TOP **C** CASTERS

ZBOOMW is available with gang brackets, plywood laminate top with a 1" reveal bevel up edge profile, and casters. Options are not available with ZDESK29W.

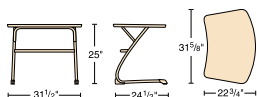
ZUMA® Series – Cantilever Desks

ZUMA Series cantilever desks combine an open-sided design for easy access with a generous bowfront top that comfortably holds a laptop and textbook. Models feature FRW™ hard plastic work surfaces and are available with a choice of 25", 27", or 29" fixed-heights for a variety of applications in multiple grade levels.



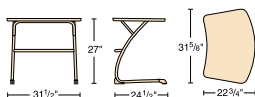
ZDESK25M

25" fixed-height with a 22¾" x 31⅝" bowfront shape hard plastic work surface.



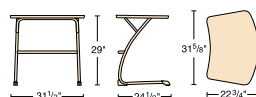
ZDESK27M

27" fixed-height with a 22¾" x 31⅝" bowfront shape hard plastic work surface.



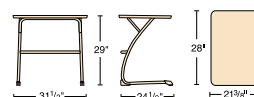
ZDESK29M

29" fixed-height with a 22¾" x 31⅝" bowfront shape hard plastic work surface (ZDESK29BOXM shown).



ZDESK29QM

29" fixed-height with a 28" x 21⅝" rectangle shape hard plastic work surface.



OPTIONS

BH BACKPACK HANGER **BRT** WIRE BOOK BASKET W/PAPER/PENCIL TRAY **BOX** PLASTIC BOOK BOX **TT** TOTE TRAY **BR** WIRE BOOK BASKET

Desks are available with a backpack hanger, wire book basket with paper/pencil tray, plastic book box, tote tray and a wire book basket. Backpack hanger not available with ZDESK29QM.

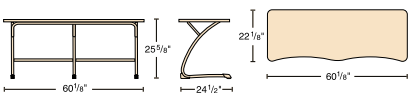
ZUMA® Series – Cantilever Two-Student Desks

Two-student ZUMA Series cantilever desks feature contoured inner edge profiles that help define the work space of each student. Models are available with a spacious 22⅝" x 60⅞" high-pressure laminate work surface and give you a choice of 25", 27", and 29" fixed top heights.



ZDESK226025

25½" fixed-height with a 22⅝" x 60⅞" high-pressure laminate work surface (ZDESK226025BR shown).



ZDESK226027

27½" fixed-height with a 22⅝" x 60⅞" high-pressure laminate work surface (ZDESK226027BOXBH shown).



ZDESK226029

29½" fixed-height with a 22⅝" x 60⅞" high-pressure laminate work surface.



OPTIONS

BH BACKPACK HANGER **BRT** WIRE BOOK BASKET W/PAPER/PENCIL TRAY **BOX** PLASTIC BOOK BOX **TT** TOTE TRAY **BR** WIRE BOOK BASKET

Desks are available with a backpack hanger, wire book basket with paper/pencil tray, plastic book box, tote tray and a wire book basket.

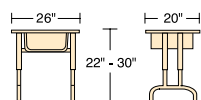
7900 Series – Student Desks

7900 Series desks feature a heavy-duty pedestal design and an FRW hard plastic top or high-pressure laminate work surface. Desks have an open-front plastic book box and a height range of 22" to 30".



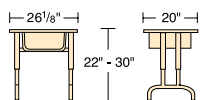
792026BB

22"-30" adjustable-height with a 20" x 26" high-pressure laminate work surface.



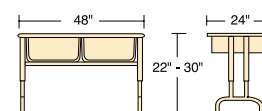
792026BBM

22"-30" adjustable-height with a 20" x 26" hard plastic work surface.



792448BB

22"-30" adjustable-height two-student desk with 24" x 48" high-pressure laminate work surface.



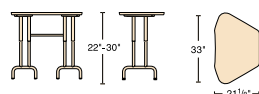
7900 Series – Student Desks for Collaborative Learning

7900 Series desks for collaborative learning combine our durable pedestal-leg design with an FRW hard plastic top in two collaborative shapes, which can be grouped into collaborative arrangements of four to eight. Desks have an adjustable-height range of 22" to 30".



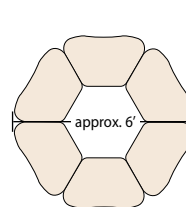
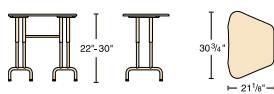
79HEXM

22"-30" adjustable-height with a 21 1/8" x 33" hard plastic work surface.

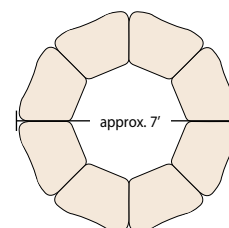


79OCTM

22"-30" adjustable-height with a 21 1/8" x 30 3/4" hard plastic work surface (79OCTBBBHM shown).



Hexagonal Grouping



Octagonal Grouping

OPTIONS

BH BACKPACK HANGER **BB** PLASTIC BOOK BOX

Desks are available with a backpack hanger and plastic book box.

785 Series – Open-Front Student Desk with Metal Book Box

785 Series student desks feature an adjustable height range of 23" to 31" and an 18" x 24" FRW™ hard plastic or high-pressure laminate work surface. Metal book boxes measure 21½"W x 15"D x 4¾"H.

OPTIONS

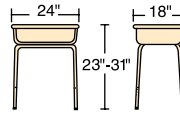
- M** HARD PLASTIC TOP
- PL** PLYWOOD TOP
- AE** SURE EDGE
- CHRM** ALL-CHROME LEGS

Desks are available with hard plastic top and plywood top. Sure Edge finish is only available with a laminate top.



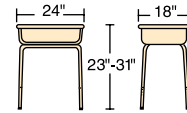
785MBB

23"-31" adjustable-height with an 18" x 24" high-pressure laminate work surface.



785MBBM

23"-31" adjustable-height with an 18" x 24" hard plastic work surface.



785 Series – Open-Front Student Desk with Plastic Book Box

785 Series student desks combine an 18" x 24" FRW hard plastic or high-pressure laminate work surface with an open-front plastic book box. Top height adjusts from 23" to 31" and the spacious book box measures 21"W x 16"D x 4¾"H.

OPTIONS

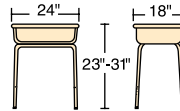
- M** HARD PLASTIC TOP
- PL** PLYWOOD TOP
- AE** SURE EDGE
- CHRM** ALL-CHROME LEGS

Desks are available with hard plastic top and plywood top. Sure Edge finish is only available with a laminate top.



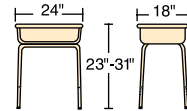
785M

23"-31" adjustable-height with an 18" x 24" hard plastic work surface.



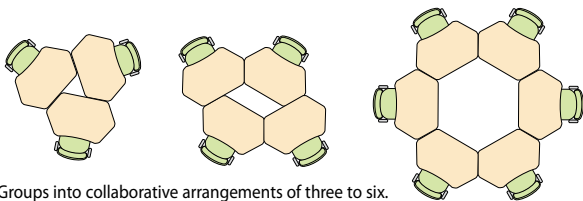
785

23"-31" adjustable-height with an 18" x 24" high-pressure laminate work surface.



785 Series – Collaborative Top Student Desks

785 Series collaborative student desks feature a high-pressure laminate or FRW hard plastic work surface and an adjustable-height range of 23" to 31". Desks include either a plastic book box measuring 21"W x 16"D x 4¾"H, or a metal book box measuring 21½"W x 15"D x 4¾"H.



Groups into collaborative arrangements of three to six.

OPTIONS

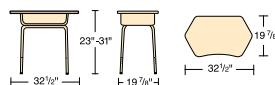
- BH** BACKPACK HANGER
- M** HARD PLASTIC TOP
- PL** PLYWOOD TOP
- AE** SURE EDGE

Desks are available with a backpack hanger, a hard plastic top or plywood top. Sure Edge finish is only available with a laminate top.



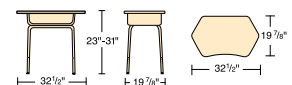
785CT

23"-31" adjustable-height with a 19⅞" x 32½" high-pressure laminate work surface and plastic book box.



785MBBCT

23"-31" adjustable-height with a 19⅞" x 32½" high-pressure laminate work surface and metal book box.





751 Series – Lift-Lid Student Desks

751 Series desks feature dual closing devices and sturdy steel hinges for a quiet, reliable performance. Models are available with an 18" x 24" work surface in FRW hard plastic top or a high-pressure laminate and have an adjustable-height range of 23" to 31". Metal book box dimensions are 23½"W x 17⅞"D x 5"H.

OPTIONS

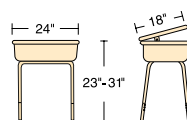
- M** HARD PLASTIC TOP **PL** PLYWOOD TOP
- AE** SURE EDGE

Desks are available with a hard plastic top and plywood top. Sure Edge finish is only available with a laminate top.



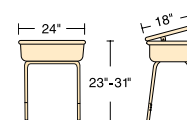
751MBBM

23"-31" adjustable-height with an 18" x 24" hard plastic work surface.



751MBB

23"-31" adjustable-height with an 18" x 24" high-pressure laminate work surface.



DESKS

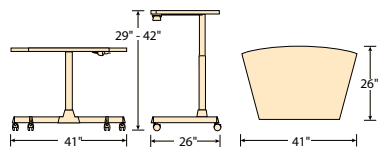




Topaz™ Series – Sit-to-Stand Workstations

Topaz Series Workstations feature a high-pressure laminate work surface with a 3mm edge-banding. Smooth up and down pneumatic height adjustment enables easy transition from sitting to standing – providing the flexibility for students and teachers to move with ease and find the position and space where they work best.

Wedge Sit-to-Stand Workstation



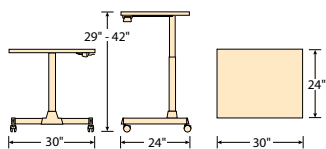
MODEL

TZWSWDG 29"-42" adjustable-height with a 41" x 26" high-pressure laminate work surface.

TZWSWDGAT 29"-42" adjustable-height with a 41" x 26" high-pressure laminate work surface and accessory tray.



Rectangle Sit-to-Stand Workstation



MODEL

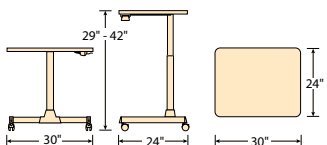
TZWS2430 29"-42" adjustable-height with a 30" x 24" high-pressure laminate work surface.

TZWS2430AT 29"-42" adjustable-height with a 30" x 24" high-pressure laminate work surface and accessory tray.

Room to Move® Series – Sit-to-Stand Workstations

Room to Move Series Sit-to-Stand Workstations are available in various shapes with a high-pressure laminate worksurface and a rounded T-mold edge banding. A smooth up and down pneumatic height adjustment range of 29" to 42" allows students and teachers to move with ease for a more productive and engaging learning environment.

Rectangle Sit-to-Stand Workstation



MODEL

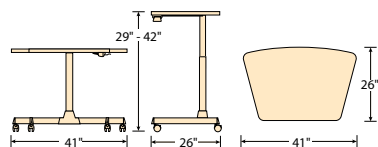
RMWS2430 29"-42" adjustable-height with a 24" x 30" high-pressure laminate work surface.

RMWS2430AT 29"-42" adjustable-height with a 24" x 30" high-pressure laminate work surface and accessory tray.



Shown with tote tray.

Wedge Sit-to-Stand Workstation



MODEL

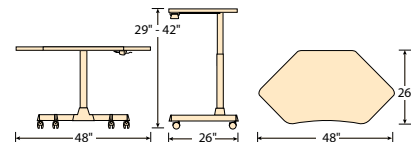
RMWSWDG 29"-42" adjustable-height with a 26" x 41" high-pressure laminate work surface

RMWSWDGAT 29"-42" adjustable-height with a 26" x 41" high-pressure laminate work surface and accessory tray.



Shown with accessory tray.

Corner Sit-to-Stand Workstation



MODEL

RMWSCNR 29"-42" adjustable-height with a 26" x 48" high-pressure laminate work surface.

RMWSCNRAT 29"-42" adjustable-height with a 26" x 48" high-pressure laminate work surface and accessory tray.

Topaz™ & Room to Move® Series – Options and Accessories



ZTT
Tote Tray.
12½"D x 17"W x 3"H



UPDRWL & UPDRW
Pencil Drawer with and without lock. 13"D x 22"W x 2"H



WS2430MOD
11" x 29½" modesty panel for 24" x 30" Sit-to-Stand Workstation



WSWDGMOD
11" x 39½" modesty panel for Wedge Sit-to-Stand Workstation



ACCESSORY TRAY
19¾"W insert tray includes a tablet slot, two cup holders, and a pencil holder. Factory Installed only option.

Sigma® Series – Student Desks

Sigma Series student desks feature an open-sided, cantilevered design, providing a space-efficient choice for any classroom. Choose from a selection of 25", 27" or 30" fixed-heights or an adjustable-height range of 22" to 31". Select desks are available in high-pressure laminate or FRW™ hard plastic work surface.

FIXED HEIGHT			ADJ HEIGHT						
18" x 24" Tops		20" x 26" Tops		18 3/4" x 24 1/2" Tops		28 x 21 1/2" Top		31 1/2" x 22 3/4" Top	
MODEL	FIXED	MODEL	FIXED	MODEL	FIXED	MODEL	ADJ	MODEL	ADJ
73025	25"	73325	25"	73525	25"	73QADJM	22"- 31"	73ADJM	22"- 31"
73027	27"	73327	27"	73527	27"				
73030	30"	73330	30"	73530	30"				

OPTIONS

BH BACKPACK HANGER **M** HARD PLASTIC TOP **PL** PLYWOOD TOP **BR** WIRE BOOK BASKET **AE** SURE EDGE **BB** PLASTIC BOOK BOX

Desks are available with a backpack hanger, hard plastic top, plywood top, and a wire book basket. Sure Edge finish is only available with a laminate top. 73ADJM is available with a backpack hanger, plastic book box, wire book basket, and a 28" x 21 1/2" hard plastic top (model 73QADJM).

Metonymy® Series

Metonymy is an innovative three-piece set consisting of a compact desk, padded bench, and step stool that neatly nest together within the confines of the 24" x 20" x 30" desk. The desk features a high-pressure laminate work surface and a metal book. An upholstered padded bench is equipped with a steel upper frame, combining comfort and strength. A multi-purpose slip-resistant step stool can be used as a footrest or bookstand, then placed atop the desk to transform the workstation into a podium or standing desk.

METS12 12" high step stool.	METB18 18" high bench.	METD30 30" fixed-height desk with a 19 3/4" x 24" high pressure laminate work surface.	MET Set includes: 12" high step stool, 18" high bench and 30" fixed-height desk.

COLORS

Black, Grey, Navy, Fusion Maple, Carmel Sagawood, Looks Likatre, Asian Sand

TEXT® Series – Student Desks

TEXT Series desks, designed by the award-winning team of Peter Glass and Bob Mills, feature elliptical legs, swooping yokes and arched feet. Single-student models are available with FRW™ hard plastic work surfaces in fixed or adjustable-height configurations. Two-student desks are available with a high-pressure laminate work surface and an adjustable-height range of 26" to 34".

Fixed-Height Models

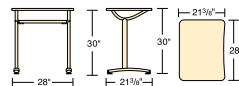
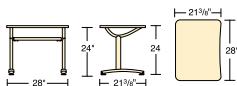


TD2128Y24M

24 $\frac{3}{8}$ " fixed-height with a 21 $\frac{3}{8}$ " x 28" hard plastic work surface (TD2128Y24BHM shown).

TD2128Y30M

30" fixed-height with a 21 $\frac{3}{8}$ " x 28" hard plastic work surface (TD2128Y30BRTM shown).



Adjustable-Height Models



TD2128YL0M

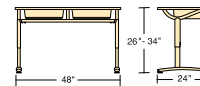
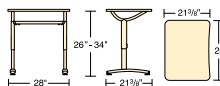
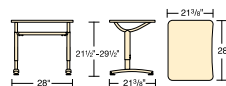
21 $\frac{1}{2}$ "-29 $\frac{1}{2}$ " adjustable with a 21 $\frac{3}{8}$ " x 28" hard plastic work surface. (TD2128YL0M shown).

TD2128YADJM

26"-34" adjustable with a 21 $\frac{3}{8}$ " x 28" hard plastic work surface (TD2128YADJBMM shown).

TD24488YADJ

26"-34" adjustable-height with a 24" x 48" high-pressure laminate work surface (TD24488YADJBB shown).



OPTIONS

- BH** BACKPACK HANGER **BRT** WIRE BOOK BASKET W/PAPER/PENCIL TRAY **BB** PLASTIC BOOK BOX **TT** TOTE TRAY **BR** WIRE BOOK BASKET
- C** CASTERS

Desks are available with a backpack hanger, wire book basket with paper/pencil tray, plastic book box, tote tray and wire book basket. Casters only available with TD2128Y30M and TD2128YL0M. TD24488YADJ is available with two plastic book boxes, two wire book baskets, and two wire book basket with paper/pencil trays.

TEXT® Series – Help Desks

TEXT Series Help Desks combine style, durability and performance, providing great teacher and student work stations. Models are available in high-pressure laminate work surfaces with an adjustable-height range of 26" to 34" or a fixed-height of 30".



Fixed Height

30" fixed-height with a high-pressure laminate work surface (THD30488D30 shown).



Adjustable Height

26"-34" adjustable-height with a high-pressure laminate work surface (THD30608DADJ shown).

OPTIONS

- C** CASTERS

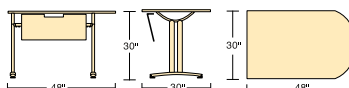
Desks are available with casters.

OPTIONAL ACCESSORIES

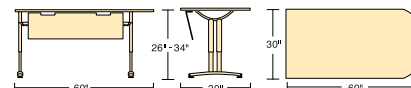
KEYBOARD MOUSE TRAYS, NACR, WIRE MANAGEMENT, WIRE CHASE, PENCIL DRAWERS, CPU HOLDER, MODESTY PANELS, AND POWER DATA.

For information on accessories see pages 115 and 145.

MODEL	TOP SIZE
THD30488D30	48"W x 30"D x 30"H
THD30608D30	60"W x 30"D x 30"H



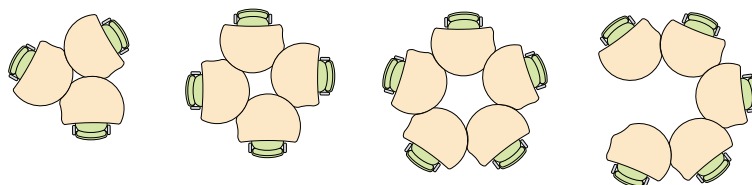
MODEL	TOP SIZE
THD30488DADJ	48"W x 30"D x 26"-34"H
THD30608DADJ	60"W x 30"D x 26"-34"H





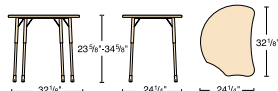
Molecule Series – Student Desks

Molecule Series unique shaped 24" x 32" collaborative work surfaces allow for single-student use or groupings of multiple desks in various arrangements. Desks come with a high-pressure laminate work surface and an adjustable-height range of 24¼" to 32½" or stand-up adjustable-height of 29⅜" to 41⅜".



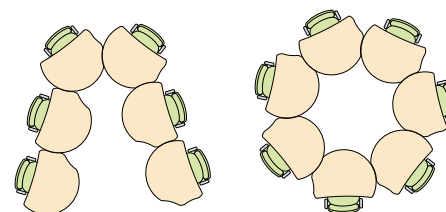
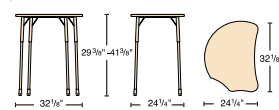
MC2432

24¼"-32½" adjustable-height with a 24" x 32" high-pressure laminate work surface (MC2432TTC shown).



MC2432SU

29⅜"-41⅜" stand-up adjustable-height with a 24" x 32" high-pressure laminate work surface.



OPTIONS

- BH** BACKPACK HANGER **BB** PLASTIC BOOK BOX **BR** BOOKRACK **TT** TOTE TRAY
- BRT** WIRE BOOK BASKET W/ PAPER/PENCIL TRAY **C** CASTERS **AE** SURE EDGE

Desks are available with a backpack hanger, bookrack, plastic book box, tote tray, wire book basket or paper/pencil tray and casters. (casters not available with MC2432SU). Sure Edge top.

5000 Series – Student Desks

5000 Series desks feature a high-pressure laminate work surface and 2 thick profile leg options; a 24" to 32" adjustable-height leg or a 30" fixed-height leg. Both desks come in shapes that can be set for single student learning or arranged in collaborative learning groups. Triangle shape desks have a 33¹/₈" x 29¹/₄" work surface. Slide shape desks feature a 22" x 32" work surface.

OPTIONS

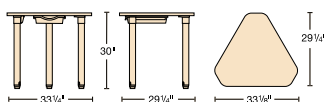
- BH** BACKPACK HANGER **BR** BOOKRACK **BB** PLASTIC BOOK BOX
- BRT** WIRE BOOK BASKET W/ PAPER/PENCIL TRAY **TT** TOTE TRAY
- AE** SURE EDGE **ADJ** ADJUSTABLE LEGS

Desks are available with a backpack hanger, wire book basket with paper/pencil tray, plastic book box, wire book basket w/ paper/pencil tray, tote tray and wire book basket, Sure Edge finish and adjustable-height legs.



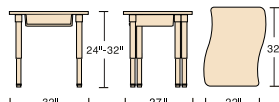
50TRI30

30" fixed-height with a high-pressure laminate work surface (50TRI30BHBB shown).



50SL30

24"-32" adjustable-height with a high-pressure laminate work surface (50SL30ADJBB shown).



Tetra™ Series – Student Desks

Tetra Series student desks offer an 21" x 28" work surface in FRW™ hard plastic or high-pressure laminate. Models are available with an adjustable-height range of 26" to 34" or a fixed-height of 30".

OPTIONS

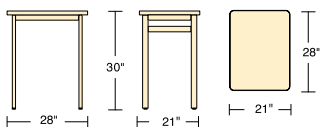
- BH** BACKPACK HANGER **BB** PLASTIC BOOK BOX
- BRT** WIRE BOOK BASKET W/ PAPER/PENCIL TRAY
- BR** WIRE BOOK BASKET **M** HARD PLASTIC TOP
- BHP** BACKPACK HANGER PEG **C** CASTERS

Desks are available with a backpack hanger, wire book basket with paper/pencil tray, wire book basket, plastic book box, tote tray, backpack hanger peg and casters. Casters are available for adjustable-height desks only.



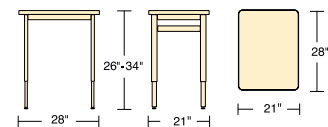
TR212830

30" fixed-height with a 21" x 28" high-pressure laminate work surface (TR212830BOX shown).



TR2128ADJ

26"-34" adjustable-height with a 21" x 28" high-pressure laminate work surface (TR2128ADJCBOXM shown with an optional modesty panel and casters).



OPTIONAL ACCESSORIES

MODESTY PANEL

Plateau® Series – Student Desks

Plateau Series Slide Desks feature a stunning "floating" desktop design atop a stylish yet functional leg. Desks offer a 22" x 32" slide-shaped high-pressure laminate work surface and are available with an adjustable-height range of 26" to 34" or a fixed-height of 29".

OPTIONS

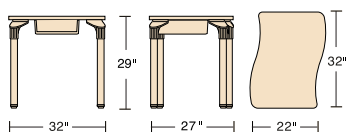
- BH** BACKPACK HANGER **C** CASTERS
- TT** TOTE TRAY

Desks are available with a backpack hanger and tote tray. Casters are available for adjustable-height desks only.



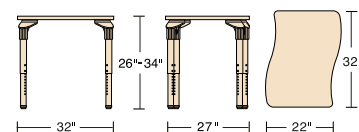
PTSL29

29" fixed-height with a 22" x 32" slide shape high-pressure laminate work surface (PTSL29TT shown).



PTSLADJ

26"-34" adjustable-height with a 22" x 32" slide shape high-pressure laminate work surface (PTSLADJC shown).



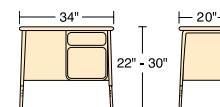
765 Series – Jr. Executive Student Desks

765 Series desks feature a generous 20"x 34" high-pressure or FRW™ hard plastic work surface, a large side-mounted storage compartment, a molded modesty panel, and an adjustable-height range of 22" to 30".



765MBB

22"-30" adjustable-height with a 20" x 34" high-pressure laminate work surface.



OPTIONS **M** HARD PLASTIC TOP

PL PLYWOOD TOP **SE** SURE EDGE

Desks are available with a hard plastic top, plywood top, or Sure Edge.

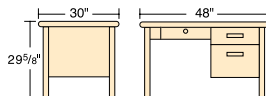
640 Series – Teachers' Desks

640 Series teacher desks offer hanging single or double-pedestal storage compartments and a convenient center drawer, all with locking capabilities for added privacy. Both pedestal options feature a high-pressure laminate work surface with 3mm edge-banding profile and a fixed-height of 29 5/8" with four adjustable nylon glides.



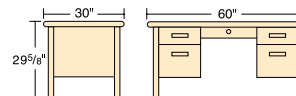
643 - Single-Pedestal

29 5/8" fixed-height with a 30" x 48" high-pressure laminate work surface.



646 - Double-Pedestal

29 5/8" fixed-height with a 30" x 60" high-pressure laminate work surface. (Model 646GRWC shown).



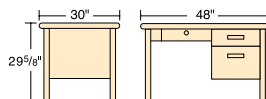
540 Series – Teachers' Desks

540 Series teacher desks offer hanging single or double-pedestal storage compartments and a convenient center drawer, all with locking capabilities for added privacy. Both pedestal options feature a high-pressure laminate work surface and a fixed-height of 29 5/8" with four adjustable nylon glides.



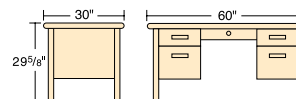
543 - Single-Pedestal

29 5/8" fixed-height with a 30" x 48" high-pressure laminate work surface.



546 - Double-Pedestal

29 5/8" fixed-height with a 30" x 60" high-pressure laminate work surface.

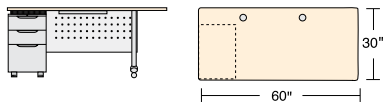


Textameter™ Series – Teachers' Desks

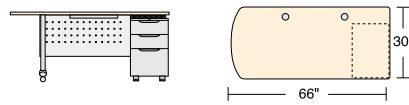
Textameter Series desks combine design elements from Virco's TEXT® and Parameter® collections, including a hanging storage pedestal and a T-leg with a fixed-height of 28¾". Additional standard features include a center drawer, gang locking on all pedestal drawers, a perforated steel modesty panel, two desktop grommets for wire management and locking casters for mobility.



T3060L



T3066P



Rectangle Tops

MODEL	TOP SIZE	TOP SHAPE	PEDESTAL SIDE
T3050	30" x 50"	rectangular top	right-side pedestal
T3050L	30" x 50"	rectangular top	left-side pedestal
T3060	30" x 60"	rectangular top	right-side pedestal
T3060L	30" x 60"	rectangular top	left-side pedestal

One-Sided Peninsula Top

MODEL	TOP SIZE	TOP SHAPE	PEDESTAL SIDE
T3056P	30" x 56"	one side radius top	right-side pedestal
T3056PL	30" x 56"	one side radius top	left-side pedestal
T3066P	30" x 66"	one side radius top	right-side pedestal
T3066PL	30" x 66"	one side radius top	left-side pedestal

Tetra™ Series – Teachers' Desks

Tetra™ Series teacher desks, providing a solid 4-leg frame and modern design, feature a high-pressure laminate work surface in three configurations; rectangle, peninsula and wheelbarrow. Models come standard with a full 3-sided modesty panel and are available in a 30" fixed top-height.



Rectangle Tops

MODEL	TOP SIZE
TR244830TD	24" x 48"
TR247230TD	24" x 72"
TR304830TD	30" x 48"
TR307230TD	30" x 72"

Peninsula Tops

MODEL	TOP SIZE
TR246630PRTD	24" x 66"
TR306630PRTD	30" x 66"

Wheelbarrow Desks

MODEL	TOP SIZE
TR244830WBTD	24" x 48"
TR247230WBTD	24" x 72"
TR304830WBTD	30" x 48"
TR307230WBTD	30" x 72"

OPTIONS CASTERS

Casters are available for desks with rectangle and peninsula tops.

53 Series – Pedestal Desks

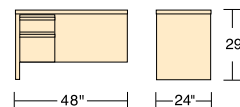
53 Series desks feature a post-formed high-pressure laminate work surface atop a study steel frame with a 29" fixed top-height. Stand-alone single-pedestal desks come with drawers, featuring a locking box and file drawer on either the right or left side; in addition, there's a stand-alone double-pedestal model. A return can be attached to the open end of either single pedestal desk to create an L-shaped configuration.



533066LP left-sided single-pedestal desk with right-side single-pedestal return - **53RTNRP**.

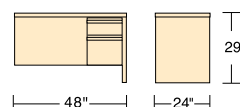
53RTNLP

29" fixed-height with a 24" x 48" high-pressure laminate work surface. Left-side pedestal return (must be attached to 533066RP).



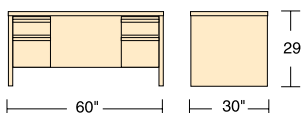
53RTNRP

29" fixed-height with a 24" x 48" high-pressure laminate work surface. Right-side pedestal return (must be attached to 533066LP).



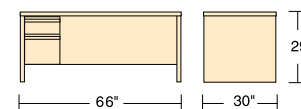
533060

29" fixed-height with a 30" x 60" high-pressure laminate work surface. Double-pedestal with no center drawer.



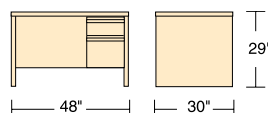
533066LP

29" fixed-height with a 30" x 66" high-pressure laminate work surface. Left-side pedestal with no center drawer.



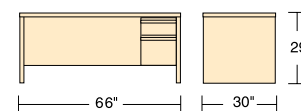
533048RP

29" fixed-height with a 30" x 48" high-pressure laminate work surface. Right-side pedestal with no center drawer.

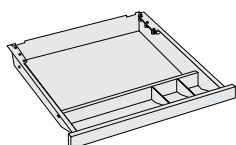


533066RP

29" fixed-height with a 30" x 66" high-pressure laminate work surface. Right-side pedestal with no center drawer.



53 Series – Options



53DRWR60

An optional metal center drawer with a spacious rear storage area and three front compartments is available for use with Virco desk models 533060 and 533048RP.



53FKEY

Keyed-alike lock core tumbler.

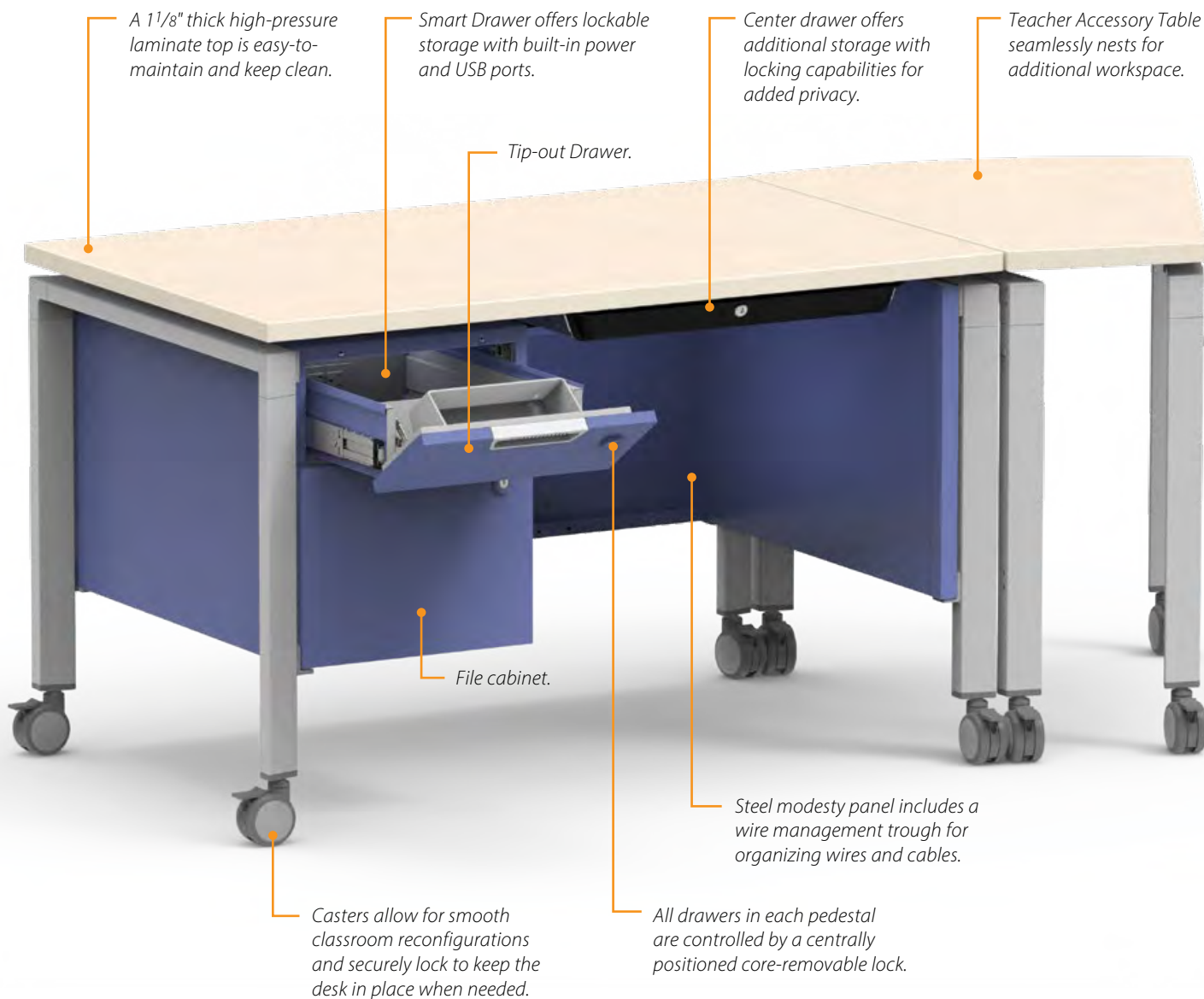
MMKEY

Master key for keyed-alike lock core.


Topaz™ Series –Teachers' Desks

The Topaz Series, designed by the award-winning team of Peter Glass and Bob Mills, combines sleek design with innovative versatility to support modern learning environments. Blending beauty and functionality, the Topaz Series teachers' desk was designed with teachers in mind. Single or double-pedestal models feature a high-pressure laminate work surface with 3mm profile edge banding and 30" fixed-height.

The Topaz Series teacher accessory table's seamless nesting design offers a versatile companion to the teacher's desk. Create additional workspace for grading work, or easily transform the space for one-on-one collaboration with students.



Topaz™ Series –Features and Options



Large file drawer accommodates letter and legal size hanging files, which glide easily on full-extension slides.



Integrated power features 2 USB and 2 power ports.

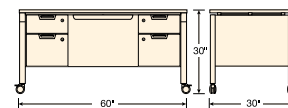


Optional tip-out drawer allows for easy access to devices while being able to keep them plugged in.

Double Pedestal Teacher Desks



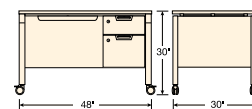
MODEL	DESCRIPTION
TZD3060SD	30" x 60" work surface, double pedestal, smart drawer
TZD3060	30" x 60" work surface, double pedestal



Single Pedestal Teacher Desks



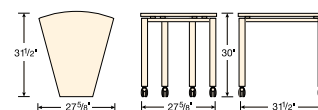
MODEL	DESCRIPTION
TZD3048LSD	30" x 48" work surface, left-side pedestal, smart drawer
TZD3048RSD	30" x 48" work surface, right-side pedestal, smart drawer
TZD3048L	30" x 48" work surface, left-side pedestal
TZD3048R	30" x 48" work surface, right-side pedestal



Teacher Accessory Table



MODEL	SIZE	DESCRIPTION
TZWEDGE	27 ⁷ / ₈ "W x 31 ¹ / ₂ "D x 30"H	Wedge Accessory Table



Instructor Media Station

Instructor media stations serve the needs of today's technologically advanced classrooms and seminar training rooms with built-in cable management and easy access doors. Stations include a media tower, which can be positioned on the right or left side of the desk, and a spacious peninsula shaped desk. Models offer high-pressure laminate work surfaces and sturdy steel legs. Desks measure 48"W or 56"W x 30"D x 28¾"H; media towers measure 27"W x 30"D x 40⅝"H.

48"W Peninsula Desks



IMS30481

Full-height steel door with 3-point locking mechanism on user side; IT access door with 3-point locking mechanism on non-user side.



IMS30482

12"H perforated steel door with 3-point locking mechanism on user side; two locking file drawers; IT access door with 3-point locking mechanism on non-user side.



IMS30483

24"H perforated steel door with 3-point locking mechanism on user side; locking file drawer; IT access door with 3-point locking mechanism on non-user side.



IMS30484

12"H perforated steel door with 3-point locking mechanism on user side; one box and one file drawer with single locking mechanism; IT access door with 3-point locking mechanism on non-user side.

56"W Peninsula Desks



IMS30561

Full-length, steel door with 3-point locking mechanism on user side; IT access door with 3-point locking mechanism on non-user side.



IMS30562

12"H perforated steel door with 3-point locking mechanism on user side; two locking file drawers beneath access door; IT access door with 3-point locking mechanism on non-user side.



IMS30563

24"H perforated steel door with 3-point locking mechanism on user side; locking file drawer; IT access door with 3-point locking mechanism on non-user side.



IMS30564

12"H perforated steel door with 3-point locking mechanism on user side; one box and one file drawer with single locking mechanism; IT access door with 3-point locking mechanism on non-user side.

OPTIONS  **CASTERS**

Instructor Media Towers

Instructor media towers feature built-in cable management, easy access doors and a high-pressure laminate work surface, perfect for laptops or projectors. Media towers are fully ventilated with perforated panels on all four sides and bottom. Overall footprint of towers measure 27"W x 30"D x 40⅝"H.



IMT1

Full-height perforated steel door with 3-point locking mechanism on user side; IT access door with 3-point locking mechanism on non-user side.



IMT2

12"H perforated steel door with 3-point locking mechanism on user side; IT access door with 3-point locking mechanism on non-user side.



IMT3

24"H perforated steel door with 3-point locking mechanism on user side; locking file drawer; IT access door with 3-point locking mechanism on non-user side.



IMT4

12"H perforated steel door with 3-point locking mechanism on user side; one box drawer and one file drawer lock with a single locking mechanism; IT access door with 3-point locking mechanism on non-user side.

Options & Accessories



IMTIT
Lectern top



IMT5
Adjustable steel shelf kit



CASTERS

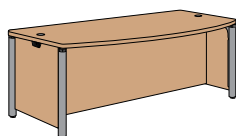




Plateau® Series – Office Desks

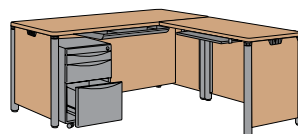
Plateau Series office desks provide stylish and functional furniture for administrative settings. Design your own solution using an array of basic components. All models are available with a high-pressure laminate work surface and 29" fixed-height. Selected desks include wire-management grommets and a perforated steel modesty panel.

Design Your Own Configuration From 3 Basic Styles...



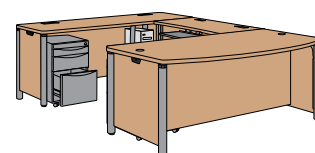
Free-Standing Units

Free-standing units are just that – free-standing.



L-Shaped Configurations

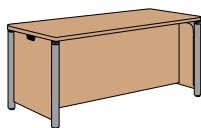
Connect a return to a Plateau non-elliptical desk to create an L-shaped workstation.



U-Shaped Configurations

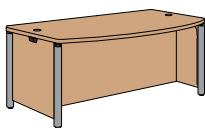
Workstations consist of a credenza, a non-elliptical desk and an adjoining return.

DESKS



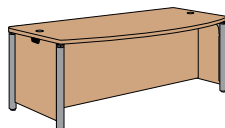
PTD3060

30" x 60"



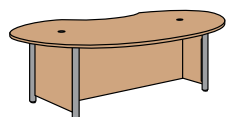
PTD3660BF

36" x 60" Bowfront



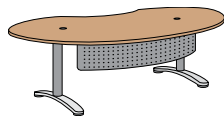
PTD3672BF

36" x 72" Bowfront



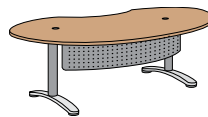
PTD4484E

44" x 84" Ellipse



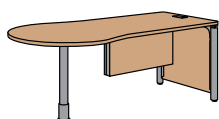
PTD4484SE

44" x 84" Special Ellipse



PTD4072SE

40" x 72" Special Ellipse



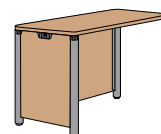
PTD3676P

36" x 76" Peninsula

NOTE: Model PTD3676P cannot be used as a stand-alone unit. Combine with PTRL2448 or PTRU2242B, or with credenza model PTC2472GR2.

L-RETURNS

Attaches on left or right side.



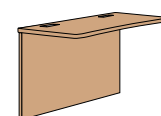
PTRL2448

24" x 48" L-Return

NOTE: Model PTRL2448 cannot be used as a stand-alone unit. Combine with PTD3060, PTD3660BF or PTD3672BF.

U-RETURN

Attaches on left or right side.



PTRU2242B

22" x 42" U-Return Bridge

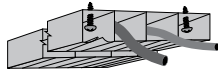
NOTE: Model PTRU2242B cannot be used as a stand-alone unit. Combine with PTD3060, PTD3660BF, PTD3672BF or PTD3676P, or with credenza model PTC2472GR2.

Plateau® Series – Features and Accessories



PTSTRAP

Velcro® straps attach beneath table tops to organize wires and cables.



PTTROUGH

A 6-foot 4-channel PVC wire chase can be mounted beneath table tops or used to manage wires and cables between tables.



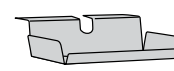
T762ELECT

A 12-foot cord power strip with diagnostic LEDs features seven outlets and exceeds IEEE 587 category A & B surge suppression specifications.



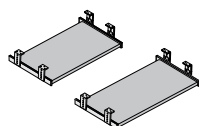
Key-Alike Option

Enable drawers and storage units to open with a single key for convenience and efficiency.



PTTTRAY

The 6" x 14" steel tray allows you to conveniently and effectively manage wires, cables and related items beneath desks, returns and credenzas.



TKBMT19 and TKBMT24

These retractable 15"D x 19¼"W or 24¾"W keyboard mouse trays mount underneath the work surface, helping to maximize desk-top space.



TKBMA291

An articulating keyboard mouse arm lets you adjust height and tilt with a single, soft-touch knob. It is available in a 29" width with a counterweight spring for easy use.



UPDRW & UPDRWL

A 13" x 22" plastic sliding drawer with pencil tray mounts easily beneath Plateau work surfaces. A locking version is also available (model UPDRWL).



PTDCPU

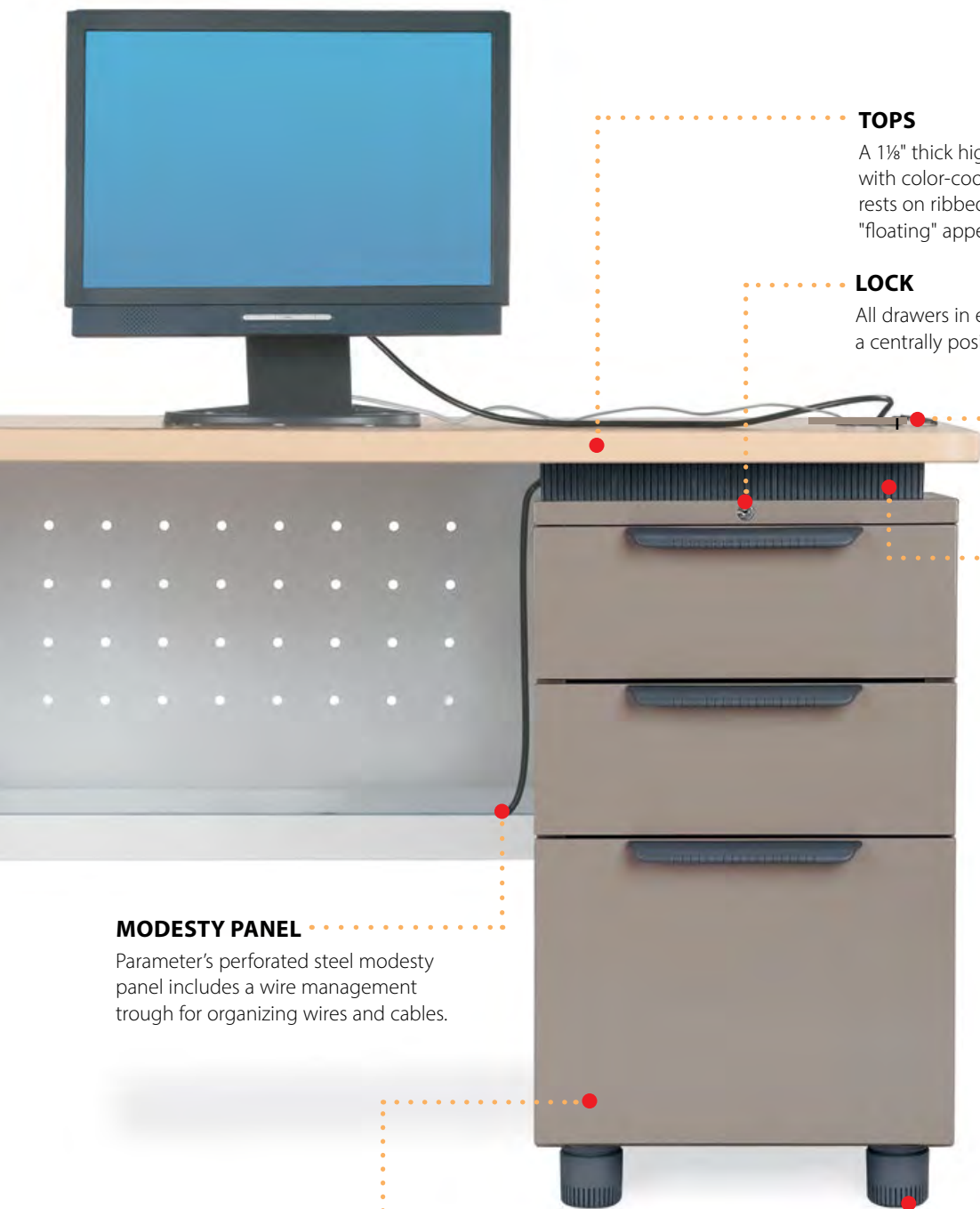
A 6" x 14" hanging CPU holder mounts securely beneath work surfaces and accommodates central processing units up to 9" wide.





Parameter® Series – Administrative & Teacher Desks

The Parameter Series desk collection, developed in collaboration with award-winning designers Peter Glass and Bob Mills, includes a variety of stylish furniture for the classroom or office; all offering a fixed-height of 29½" and high-pressure laminate work surface. Whether you need single or double-pedestal desks, L-configuration workstations, or desk/credenza combinations, Parameter® offers lots of exciting furniture choices for teachers, principals and administrators.



TOPS

A 1½" thick high-pressure laminate top with color-coordinated edge banding rests on ribbed riser blocks for a "floating" appearance.

LOCK

All drawers in each pedestal are controlled by a centrally positioned core-removable lock.

GROMMET

Parameter grommets let you readily route multiple wires and cables beneath the work surface.

RISER BLOCK

Riser blocks direct cables from the desktop into the Parameter modesty panel's wire management trough.



WIRING


Parameter manages cords and cables with a hinged grommet above each riser block. By then moving neatly through the riser block's internal chute and into the modesty panel's generous wire trough, cords and cables don't dangle behind or beneath the work surface.

MODESTY PANEL

Parameter's perforated steel modesty panel includes a wire management trough for organizing wires and cables.

PEDESTAL

With heavy-gauge steel construction, elegant designer drawer pulls, and full-extension ball-bearing slides, Parameter pedestals combine good looks and reliable performance.



FILE STOPPER

File drawers come with a sliding backstop to help organize files.

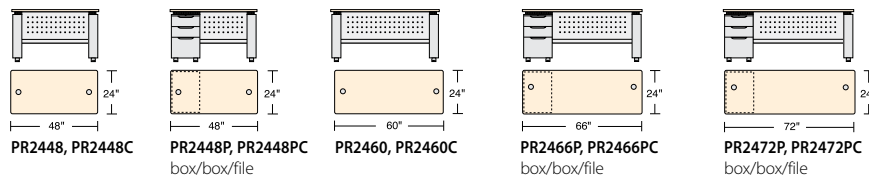
ADJUSTABLE FOOT

Sturdy Parameter feet have a 1" adjustment range; selected models are standard with twin-wheel locking casters for mobility.

STAND-ALONE DESKS

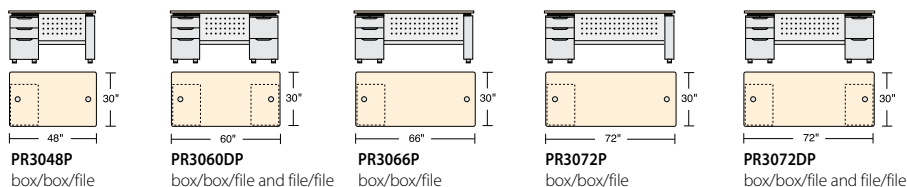
Available with a variety of top sizes and pedestal drawer configurations, Parameter stand-alone desks are great for teachers, administrators and support staff. Caster options allow for mobile classroom workstations while help desks with a rounded top on one end are ideal for helping students one-on-one with their work.

24" Deep Desks



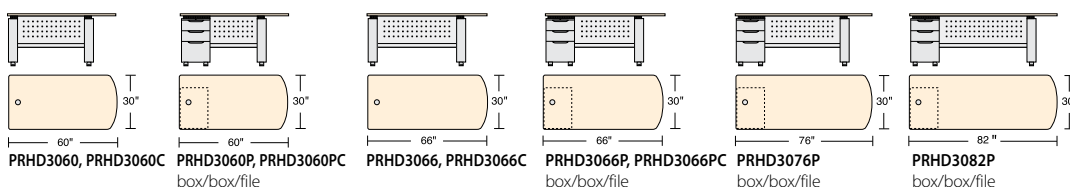
NOTE: "C" at the end of the model number designates a model with casters. Files can be assembled on the left or right side.

30" Deep Desks



NOTE: Pedestals can be assembled on the left or right side.

Help Desks

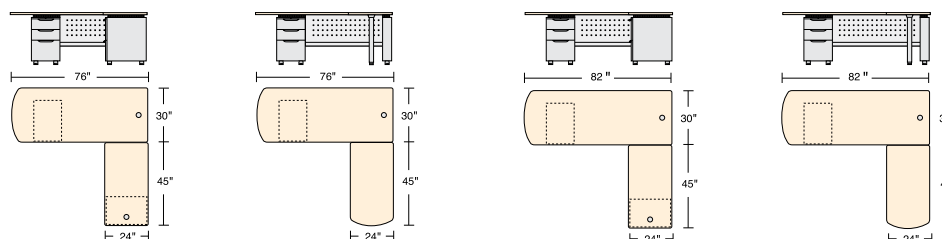


NOTE: "C" at the end of the model number designates a model with casters. Pedestals can be assembled on the left or right side.

L-CONFIGURATION WORKSTATIONS

L-configuration desk and return workstations are available with rectangular tops, with peninsula returns that have a rounded end for small group meetings, or with a help desk and your choice of returns. Units on casters can be "unlocked" and rolled away to different areas for small group work, to support instructional technology, or for other applications.

L-Configuration Help Desks with Standard Returns & Peninsula Returns



PRHDL3076R45
box/box/file and file/file

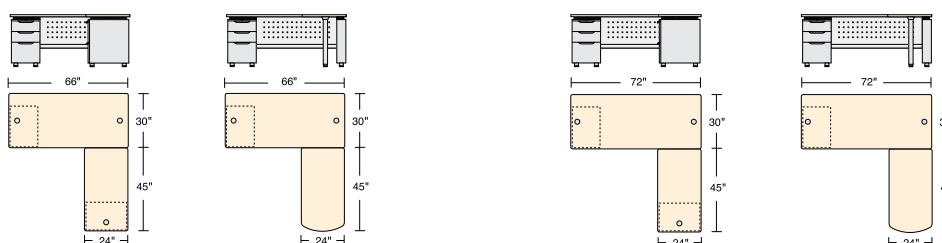
PRHDL3076R45P
box/box/file

PRHDL3082R45
box/box/file and file/file

PRHDL3082R45P
box/box/file

NOTE: Desks can be assembled with L-configuration facing left or right. Box/box/file and file/file peds are interchangeable on models with standard returns.

L-Configuration Desks with Standard Returns & Peninsula Returns



PRL3066R45
box/box/file and file/file

PRL3066R45P
box/box/file

PRL3072R45
box/box/file and file/file

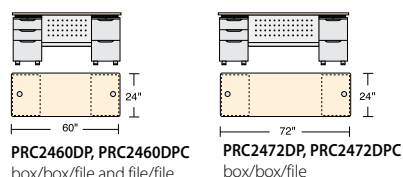
PRL3072R45P
box/box/file

NOTE: Desks can be assembled with L-configuration facing left or right. Box/box/file and file/file peds are interchangeable on models with standard returns.

CREDENZAS

Parameter gives you a choice of stationary credenzas with adjustable feet, or mobile models with casters. Maximize the storage capacity in your workspace with solutions that offer functionality and style.

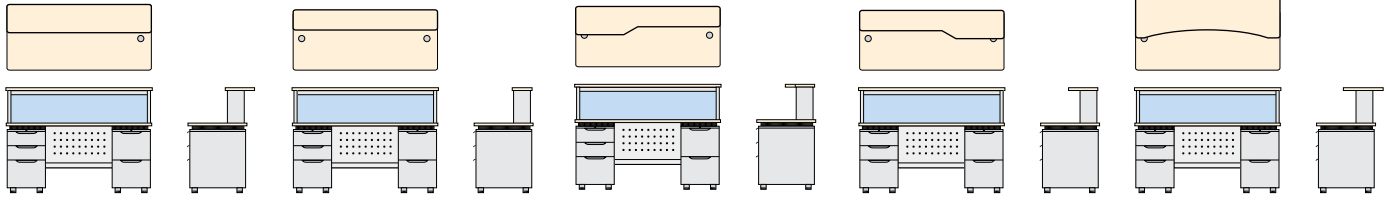
Credenzas



NOTE: "C" at the end of the model number designates a model with casters.

Parameter® Series – Transaction Stations

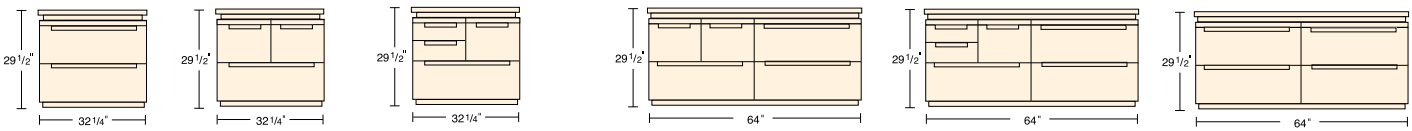
The Parameter Series line combines desks and workstations with transaction counters, designed to facilitate a welcoming reception area. Several transaction station work surface styles are available, all providing ample workspace and a functional design.



- 1** - 12" wide rectangular forward overhanging counter top.
- 2** - 8½" wide rectangular flush-mounted counter top.
- 3** - 12"-8½" wide inward mounted counter top with right-side monitor recess.
- 4** - 8½"-12" wide inward mounted counter top with left-side monitor recess.
- 5** - 16" wide crescent inward and forward mounted counter top.

Parameter® Series – Credenzas

Credenzas are offered in two sizes with combinations of lateral files, box files and box drawers. All units are 29½"H x 23"D.



- PRFC321** Two lateral file drawers.
- PRFC322** Two file, one lateral file drawer.
- PRFC323** Two box, one file, one lateral file drawer.
- PRFC642** Two file, three lateral file drawers.
- PRFC643** Two box, one file, three lateral file drawers.
- PRFC641** Four lateral file drawers.

Parameter® Series – Mobile and Fixed Pedestal Units

Mobile and fixed pedestal units expand storage solutions for the Parameter Series; both designed to work side-by-side with desks and workstations.



PRMP1620FFC
Two file drawers, casters.

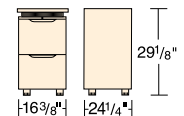
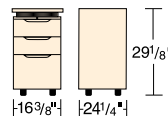
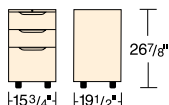
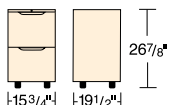
PRMP1620BBFC
Two box, one file drawer, casters.

PRMP1624RBBFC
Two box, one file drawer, casters, riser block and laminate top (shown).


PRMP1624RFFC
Two file drawers, riser block and laminate top (shown).

PRMP1624RBBF
Two box, one file drawer, riser block and laminate top.

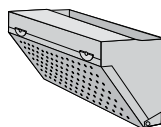
PRMP1624RFFC
Two file drawers, casters, riser block and laminate top.



Parameter® Series – Options and Accessories



53LFDD
Drawer divider kit in steel.



PRWMP22, PRWMP28, and PRWMP40
Wire management panels for various lengths to accommodate Parameter models; 22"L, 28"L, 40"L.



CBKLF
Conversion Bar Kit: Four bars enable lateral files to accommodate legal and letter size documents from front-to-back, rather than side-to-side.



MMKEY
Master key for keyed-alike lock core.

PRLS SHROUD

Leg shroud, formed steel, for use with Parameter desks and workstations with adjustable-height feet only, field-installed.

PRPS SHROUD

Pedestal shroud, formed steel, for use with Parameter desks, workstations and stand-alone pedestals with adjustable-height feet only, field-installed.



TABLES

In today's dynamic environments, the right work surface is often an integral part of the activity itself. And for virtually every activity that takes place in a classroom, conference room or event space, Virco has a table to match. Our versatile activity tables have become the standard for general use, inside and outside the classroom. Sturdy fixed or adjustable height legs with hard-working surface materials and shapes support focused study time as well as collaboration. For specialty areas, we offer tables to meet the needs of science and computer labs as well as libraries and training rooms. Our dining options can take on everything from intimate cafés to all-school cafeterias in colors and styles that support modern spaces.







4000 Series – Activity Tables

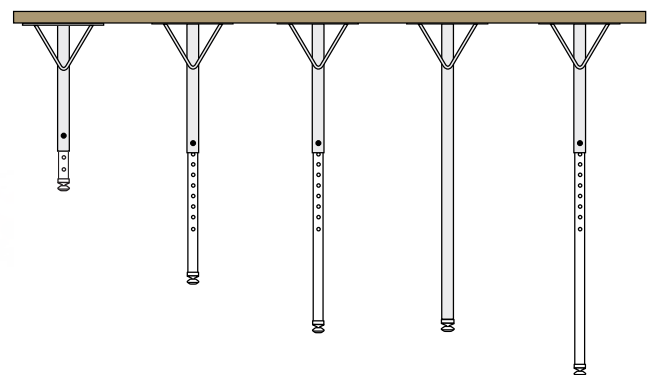
With distinct shapes and a multitude of sizes, Virco activity tables form a solid foundation for classroom, café, workroom or seminar activities. Choose from an array of tables that can be organized into groups, split into separate areas, set at different heights or a combination of all three. 4000 Series tables offer the classic look of a thin profile leg offered in adjustable or fixed-height.



TABLE SHAPES	MODEL	TOP SIZE
	482436	24" x 36"
	482448	24" x 48"
	482460	24" x 60"
	482472	24" x 72"
	483036	30" x 36"
	483048	30" x 48"
	483060	30" x 60"
	483072	30" x 72"
	483636	36" x 36"
	483660	36" x 60"
	483672	36" x 72"
	484848	48" x 48"
	4836R	36" Round
	4842R	42" Round
	4848R	48" Round
	4860R	60" Round
	48COOP72	36" x 72" Cooperative
	48KID72	48" x 72" Kidney
	48HORSE60	60" x 66" Horseshoe
	48HORSE60DC	60" Deep-Center Horseshoe
	48TRAP48	24" x 48" Trapezoid
	48TRAP60	30" x 60" Trapezoid
	48TRAP84	42" x 84" Trapezoid

TABLE SHAPES	MODEL	TOP SIZE
	48SL3048	30" x 48" Slide
	48SL3054	30" x 54" Slide
	48SL3060	30" x 60" Slide
	48SL3648	36" x 48" Slide
	48SL3654	36" x 54" Slide
	48SL3660	36" x 60" Slide
	48CLO48	48" Clover
	48FLOW60	60" Flower
	48HUB48	48" Hub
	48HUB60	60" Hub
	48SPK48	48" Spoke
	48SPK60	60" Spoke
	48SWV54	54" Swerve
	48PIN60	60" Pinwheel
	48BU5060	50" x 60" Bubble
	48LF3060	30" x 60" Leaf
	48NEST48	48" Nest
	48NEST54	54" Nest
	48NEST60	60" Nest
	48POOL	44" x 65" Pool

4000 Series Thin Profile Legs



14 1/4"-22 1/4" Adj-Height Nylon Glides	17"-25" Adj-Height Nylon Glides	22"-30" Adj-Height Nylon Glides	30" Fixed-Height Nylon Glides	26"-34" Adj-Height Nylon Glides
48FLRLEG	LO	STANDARD	N (FIXED)	W (WHEELCHAIR)

DRY ERASE



OPTIONS: **AE** SURE EDGE **DE** DRY ERASE

OPTIONAL ACCESSORIES:

PLASTIC BOOK BOX, TOTE TRAY, GROMMET KIT, GANGING DEVICE

For information on accessories see page 145.



5000 Series – Activity Tables

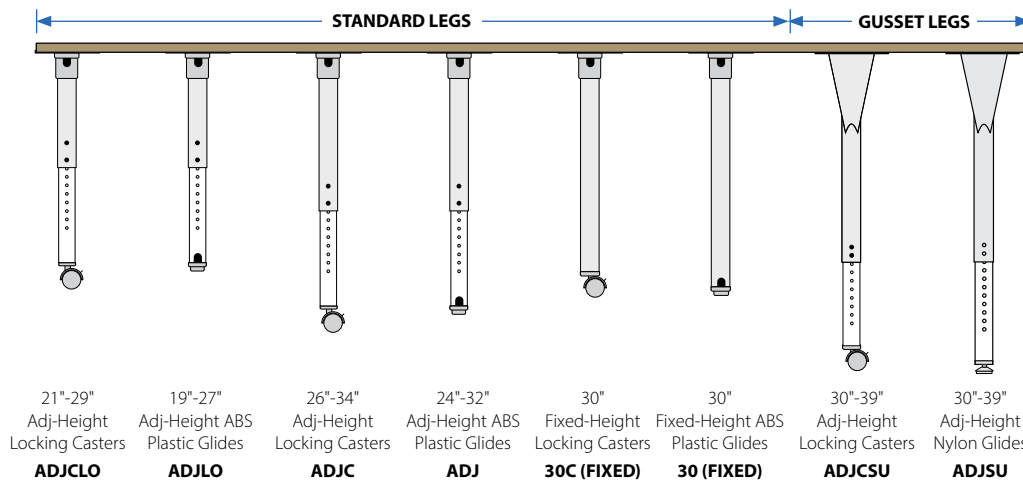
5000 series activity tables feature generously proportioned, thick-profile legs in several leg options, from fixed to adjustable-height and stand-up legs to legs with casters. With distinct shapes and a multitude of sizes, Virco’s activity tables support every stage and style of learning – from independent study to collaborative group work and creative hands-on projects.



TABLE SHAPES	MODEL	TOP SIZE
	502436	24" x 36"
	502448	24" x 48"
	502460	24" x 60"
	502472	24" x 72"
	503036	30" x 36"
	503048	30" x 48"
	503060	30" x 60"
	503072	30" x 72"
	503636	36" x 36"
	503660	36" x 60"
	503672	36" x 72"
	504848	48" x 48"
	5036R	36" Round
	5042R	42" Round
	5048R	48" Round
	5060R	60" Round
	50COOP72	36" x 72" Cooperative
	50KID72	48" x 72" Kidney
	50HORS60	60" x 66" Horseshoe
	50HORS60DC	60" Deep-Center Horseshoe
	50POOL	44" x 65" Pool
	50AR4266	42" x 66" Arch

TABLE SHAPES	MODEL	TOP SIZE
	50TRAP48	24" x 48" Trapezoid
	50TRAP60	30" x 60" Trapezoid
	50TRAP84	42" x 84" Trapezoid
	50SL3048	30" x 48" Slide
	50SL3054	30" x 54" Slide
	50SL3060	30" x 60" Slide
	50SL3648	36" x 48" Slide
	50SL3654	36" x 54" Slide
	50SL3660	36" x 60" Slide
	50CLO48	48" Clover
	50FLOW60	60" Flower
	50HUB48	48" Hub
	50HUB60	60" Hub
	50SPK48	48" Spoke
	50SPK60	60" Spoke
	50SWV54	54" Swerve
	50PIN60	60" Pinwheel
	50BU5060	50" x 60" Bubble
	50LF3060	30" x 60" Leaf
	50NEST48	48" Nest
	50NEST54	54" Nest
	50NEST60	60" Nest

5000 Series Thick Profile Legs



OPTIONS:

AE SURE EDGE **DE DRY ERASE**

OPTIONAL ACCESSORIES:

PLASTIC BOOK BOX, TOTE TRAY, GROMMET KIT, GANGING DEVICE

For information on accessories see page 145.

5700 Series – Technology Tables

5700 Series tables, designed to support technology, training and media-savvy spaces, feature thick-profile legs with built-in wire management access to neatly conceal cables and wires. Tables are available with a high-pressure laminate work surface and a 30" fixed-height or 24" to 32" adjustable-height range.



Optional power port sits flush with table top.

Wires run down the inside of the leg and exit through the opening at the bottom of the leg.

TOP SIZE	ADJ HEIGHT 24"-32"	FIXED 30"
24" x 60"	572460ADJ	57246030
24" x 72"	572472ADJ	57247230
30" x 60"	573060ADJ	57306030
30" x 72"	573072ADJ	57307230

OPTIONS: **AE** SURE EDGE **DE** DRY ERASE

OPTIONAL ACCESSORIES:

KEYBOARD MOUSE TRAY, POWER/DATA PORT

For information on accessories see page 145.

6800 Series – Multi-Purpose Tables

6800 Series tables are durable and stylish multi-purpose tables ideally suited for general office use. Tables feature a high-pressure laminate work surface with leg selections including a 30" fixed-height or 24" to 34" adjustable-height models with casters.



Adjustable-Height Legs

Adjustable-Height Legs with Casters

TOP SIZE	ADJ HEIGHT 24"-34"	ADJ W/ CASTERS 24"-34"	FIXED 30"
18" x 72"	681872ADJ	681872ADJC	681872
20" x 60"	682060ADJ	682060ADJC	682060
24" x 54"	682454ADJ	682454ADJC	682454
24" x 60"	682460ADJ	682460ADJC	682460
30" x 60"	683060ADJ	683060ADJC	683060
30" x 72"	683072ADJ	683072ADJC	683072
36" x 72"	683672ADJ	683672ADJC	683672
42" x 60"	684260ADJ	684260ADJC	684260
48" Round	6848RADJ	6848RADJC	6848R
60" Round	6860RADJ	6860RADJC	6860R

7900 Series – Multi-Purpose Tables

7900 Series heavy-duty tables provide practical solutions for anywhere there's a need for extra durability and support. Models all feature a high-pressure laminate work surface and 22" to 30" adjustable-height steel pedestal legs.



TOP SIZE	ADJ HEIGHT 22"-30"
24" x 48"	792448
30" x 60"	793060
30" x 72"	793072
36" x 72"	793672

TEXT® Series – Classroom Tables

TEXT Series classroom tables, designed by the award-winning team of Peter Glass and Bob Mills, combine elliptical legs, swooping yokes and arched feet for elegance and versatility. Tables feature a high-pressure laminate work surface and are available in a range of tabletop sizes and top heights including fixed-heights of 24" or 30" or an adjustable-height range of 26" to 34", with casters as an option.



Single Post Leg

TOP SIZE	ADJ HEIGHT 26"-34"	FIXED HEIGHT 30"	FIXED HEIGHT 24"
20" x 48"	TE20488YADJ	TE20488Y30	TE20488Y24
20" x 54"	TE20548YADJ	TE20548Y30	TE20548Y24
20" x 60"	TE20608YADJ	TE20608Y30	TE20608Y24
20" x 72"	TE20728YADJ	TE20728Y30	TE20728Y24
24" x 48"	TE24488YADJ	TE24488Y30	TE24488Y24
24" x 54"	TE24548YADJ	TE24548Y30	TE24548Y24
24" x 60"	TE24608YADJ	TE24608Y30	TE24608Y24
24" x 72"	TE24728YADJ	TE24728Y30	TE24728Y24



Double Post Leg

TOP SIZE	ADJ HEIGHT 26"-34"	FIXED HEIGHT 30"	FIXED HEIGHT 24"
30" x 36"	TE30368DADJ	TE30368D30	TE30368D24
30" x 48"	TE30488DADJ	TE30488D30	TE30488D24
30" x 54"	TE30548DADJ	TE30548D30	TE30548D24
30" x 60"	TE30608DADJ	TE30608D30	TE30608D24
30" x 72"	TE30728DADJ	TE30728D30	TE30728D24
36" x 48"	TE36488DADJ	TE36488D30	TE36488D24
36" x 54"	TE36548DADJ	TE36548D30	TE36548D24
36" x 60"	TE36608DADJ	TE36608D30	TE36608D24
36" x 72"	TE36728DADJ	TE36728D30	TE36728D24

OPTIONAL ACCESSORIES:

KEYBOARD MOUSE TRAY, POWER/DATA PORT, MODESTY PANEL, CPU CADDY, SWIVEL CASTERS, WIRE CHASE, WIRE MANAGEMENT TRAY, GANGING DEVICE, PENCIL DRAWER, BOOK BOX/BASKET, BACKPACK HANGER

OPTIONS: **AE** SURE EDGE **C** CASTERS **GR** GROMMET(S) **DE** DRY ERASE

For information on accessories see pages 113 and 143.

TEXT® Series – Seminar Tables

TEXT Series seminar tables feature an elevated cross brace and a narrow footprint, creating a sleek and stylish space-saving solution for seminar and lecture halls. Tables are available with a high-pressure laminate work surface and offer 30" fixed height or 26" to 34" adjustable height, with casters as an option.



T-Leg

TOP SIZE	ADJ HEIGHT 26"-34"	FIXED HEIGHT 30"
20" x 36"	TS20368TADJ	TS20368T30
20" x 48"	TS20488TADJ	TS20488T30
20" x 54"	TS20548TADJ	TS20548T30
20" x 60"	TS20608TADJ	TS20608T30
20" x 72"	TS20728TADJ	TS20728T30
24" x 36"	TS24368TADJ	TS24368T30
24" x 48"	TS24488TADJ	TS24488T30
24" x 54"	TS24548TADJ	TS24548T30
24" x 60"	TS24608TADJ	TS24608T30
24" x 72"	TS24728TADJ	TS24728T30



Y-Leg

TOP SIZE	ADJ HEIGHT 26"-34"	FIXED HEIGHT 30"
20" x 36"	TS20368YADJ	TS20368Y30
20" x 48"	TS20488YADJ	TS20488Y30
20" x 54"	TS20548YADJ	TS20548Y30
20" x 60"	TS20608YADJ	TS20608Y30
20" x 72"	TS20728YADJ	TS20728Y30
24" x 36"	TS24368YADJ	TS24368Y30
24" x 48"	TS24488YADJ	TS24488Y30
24" x 54"	TS24548YADJ	TS24548Y30
24" x 60"	TS24608YADJ	TS24608Y30
24" x 72"	TS24728YADJ	TS24728Y30

OPTIONAL ACCESSORIES:

KEYBOARD MOUSE TRAY, POWER/DATA PORT, MODESTY PANEL, CPU CADDY, SWIVEL CASTERS, WIRE CHASE, WIRE MANAGEMENT TRAY, GANGING DEVICE, PENCIL DRAWER, BOOK BOX/BASKET, BACKPACK HANGER

For information on accessories see pages 115 and 145.

OPTIONS: **AE** SURE EDGE **C** CASTERS **GR** GROMMET(S) **DE** DRY ERASE

TEXT® Series – *Technology Tables*

TEXT Series technology tables were designed to meet the needs of technology labs and computer classrooms. Each table includes a perforated steel modesty panel with two generous wire pass-through openings, two grommets and two wire management trays. Models are available with a high-pressure laminate work surface and a 26" to 34" adjustable-height range.

TOP SIZE	ADJ HEIGHT 26"-34"
24" x 60"	TP2460AGMTR
24" x 72"	TP2472AGMTR
30" x 60"	TP3060AGMTR
30" x 72"	TP3072AGMTR



TEXT® Series – *Hinged Wire-Trough Tables*

TEXT Series hinged wire-trough tables offer technology-ready tables with an adjustable-height range of 26" to 34". Models feature a convenient 6" deep wire trough for enhanced wire and cable management as well as scalloped wire management cut outs. Because the wire trough has a hinged rear door, tables have an uninterrupted work surface.

OPTIONAL ACCESSORIES:

POWER/DATA PORT, SWIVEL CASTERS, END CAPS

For information on accessories see page 115.

TOP SIZE	ADJ HEIGHT 26"-34"
24" x 36"	TH24368YADJ
24" x 48"	TH24488YADJ
24" x 54"	TH24548YADJ
24" x 60"	TH24608YADJ
24" x 72"	TH24728YADJ
30" x 36"	TH30368DADJ
30" x 48"	TH30488DADJ
30" x 54"	TH30548DADJ
30" x 60"	TH30608DADJ
30" x 72"	TH30728DADJ



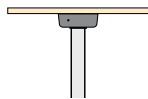
Wire Management Trough



TEXT® Series – *Tilt-Top Tables*

TEXT Series tilt-top tables deliver space-saving solutions and flexibility with tables that fold vertically, roll away, and neatly nest together for easy storage. Available in rectangular and slide shapes, tables come in a 30" fixed-height or 24" to 32" adjustable-height with casters for quick mobile set-ups. A convenient single release mechanism offers easy folding and unfolding.

Tilt-top tables have single-post legs.



Rectangle Tops

TOP SIZE	ADJ HEIGHT 24"-32"	FIXED HEIGHT 30"
20" x 42"	TT20428ADJ	TT2042830
20" x 48"	TT20488ADJ	TT2048830
20" x 60"	TT20608ADJ	TT2060830
20" x 72"	TT20728ADJ	TT2072830
24" x 42"	TT24428ADJ	TT2442830
24" x 48"	TT24488ADJ	TT2448830
24" x 60"	TT24608ADJ	TT2460830
24" x 72"	TT24728ADJ	TT2472830
30" x 42"	TT30428ADJ	TT3042830
30" x 48"	TT30488ADJ	TT3048830
30" x 60"	TT30608ADJ	TT3060830
30" x 72"	TT30728ADJ	TT3072830



Slide Tops

TOP SIZE	ADJ HEIGHT 24"-32"	FIXED HEIGHT 30"
30" x 48"	TTSLD30488ADJ	TTSLD3048830
30" x 60"	TTSLD30608ADJ	TTSLD3060830

OPTIONS:

- AE** SURE EDGE
- DE** DRY ERASE

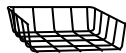


TEXT® Series – Table Accessories

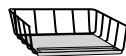
STORAGE



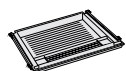
ZBOX - Plastic book box with pencil tray measuring 19¾"W x 17"D x 4¼"H.



ZBR - Wire book basket: 18"W x 15"D x 4"H.



ZBRT - Wire book basket with a spacious paper/pencil tray.



UPDRW - Plastic pencil drawer measuring 13" x 22".

UPDRWL - Plastic pencil drawer with lock measuring 13" x 22".



ZBH - Backpack hanger

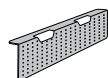
MODESTY PANELS



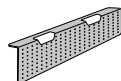
TMOD27 - Perforated steel modesty panel for use with 27" long TEXT tables.



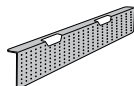
TMOD36 - Perforated steel modesty panel for use with 36" long TEXT tables.



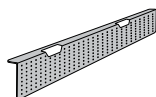
TMOD48 - Perforated steel modesty panel for use with 48" long TEXT tables.



TMOD54 - Perforated steel modesty panel for use with 54" long TEXT tables.

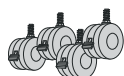


TMOD60 - Perforated steel modesty panel for use with 60" long TEXT tables.



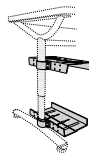
TMOD72 - Perforated steel modesty panel for use with 72" long TEXT tables.

CASTERS



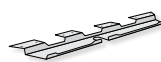
TLCASTER - 4-pack of twin-wheel, 3" diameter locking swivel casters for use with TEXT tables. Please note: Casters add 3" to the top height of TEXT tables.

COMPUTER ACCESSORIES



TEXTCPU - Adjustable CPU holder designed to allow leg-mounting of a CPU on a TEXT Series adjustable- or fixed-height table. Variable width adjustment to support CPUs between 3¾" to 7½" wide.

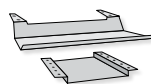
WIRE MANAGEMENT



TWMT36, TWMT48, TWMT54, TWMT60 and TWMT72 - Wire management trays for various widths to accommodate all TEXT models; 36"W, 48"W, 54"W, 60"W, 72"W.



TGANG - A metal plate for ganging two TEXT tables together.



TWMB - Wire management bridge tray allows wires and cables to feed from one table's TEXT wire management tray to the next.



TWC12 - Leg-mounted wire chase for adjustable-height tables neatly provides tabletop to floor routing for cables.



TWC16 - Leg-mounted wire chase for fixed-height tables neatly provides tabletop to floor routing for cables.

THEC - End caps for wire trough tables.

POWER/COMMUNICATIONS




REVEAL - Power port with four individual 15-AMP outlets and 6-foot power cord. The device slides on ball-bearing track with 3¾" travel and locks into place.

Additional accessories are listed on page 143.



Plateau® Series – Media Tables

Plateau Series media tables were designed to create a collaborative environment in schools and in the workplace. Its “floating” tabletop design features rectangular and peninsula-shaped models with standard fixed heights of 29”, adjustable heights of 26”-34” or stand-up heights of 39”. Power and data ports and optional TV arms combine to create a uniquely functional workspace that encourages interactions.



Convenient and stylish in-surface power and data port. The face cleverly rotates to hide away when not in use. Port features two power and two USB option.

Peninsula Shape Top



TOP SIZE	29" FIXED	29" FIXED WITH CASTERS	26"-34" ADJ	26"-34" ADJ WITH CASTERS	33"-41" ADJ	33"-41" ADJ WITH CASTERS
42" x 60"	PTM4260P29	PTM4260P29C	PTM4260PADJ	PTM4260PADJC	PTM4260PADJSU	PTM4260PADJCSU
42" x 72"	PTM4272P29	PTM4272P29C	PTM4272PADJ	PTM4272PADJC	PTM4272PADJSU	PTM4272PADJCSU
48" x 60"	PTM4860P29	PTM4860P29C	PTM4860PADJ	PTM4860PADJC	PTM4860PADJSU	PTM4860PADJCSU
48" x 72"	PTM4872P29	PTM4872P29C	PTM4872PADJ	PTM4872PADJC	PTM4872PADJSU	PTM4872PADJCSU
60" x 72"	PTM6072P29	PTM6072P29C	PTM6072PADJ	PTM6072PADJC	PTM6072PADJSU	PTM6072PADJCSU
60" x 96"	PTM6096P29	PTM6096P29C	PTM6096PADJ	PTM6096PADJC	PTM6096PADJSU	PTM6096PADJCSU

Rectangle Shape Top



TOP SIZE	29" FIXED	29" FIXED WITH CASTERS	26"-34" ADJ	26"-34" ADJ WITH CASTERS	33"-41" ADJ	33"-41" ADJ WITH CASTERS
42" x 60"	PTM426029	PTM426029C	PTM4260ADJ	PTM4260ADJC	PTM4260ADJSU	PTM4260ADJCSU
42" x 72"	PTM427229	PTM427229C	PTM4272ADJ	PTM4272ADJC	PTM4272ADJSU	PTM4272ADJCSU
48" x 60"	PTM486029	PTM486029C	PTM4860ADJ	PTM4860ADJC	PTM4860ADJSU	PTM4860ADJCSU
48" x 72"	PTM487229	PTM487229C	PTM4872ADJ	PTM4872ADJC	PTM4872ADJSU	PTM4872ADJCSU
60" x 72"	PTM607229	PTM607229C	PTM6072ADJ	PTM6072ADJC	PTM6072ADJSU	PTM6072ADJCSU
60" x 96"	PTM609629	PTM609629C	PTM6096ADJ	PTM6096ADJC	PTM6096ADJSU	PTM6096ADJCSU

Plateau Series Media Table Legs

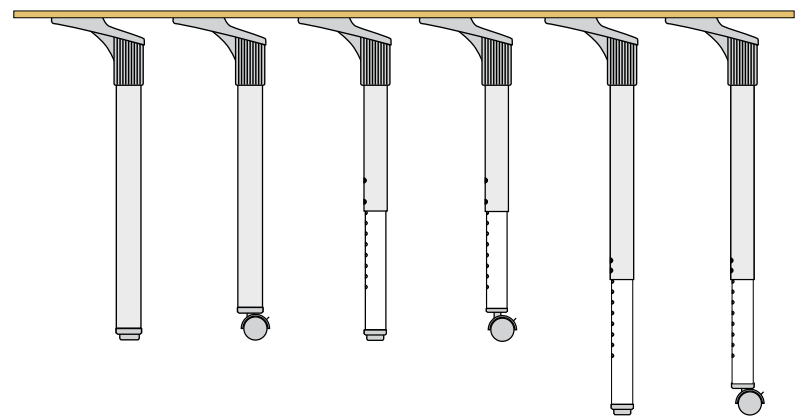
OPTIONAL ACCESSORIES:



PTSTRAP
Wire management Velcro® strap attaches beneath table tops to organize wires and cables.



PTMTVM
Monitor/TV mount. TV not included.



29" Fixed-Height Nylon Glides 29" Fixed-Height Locking Casters 26"-34" Adj-Height Nylon Glides 26"-34" Adj-Height Locking Casters 33"-41" Adj-Height Nylon Glides 33"-41" Adj-Height Locking Casters

Plateau® Series – Tables

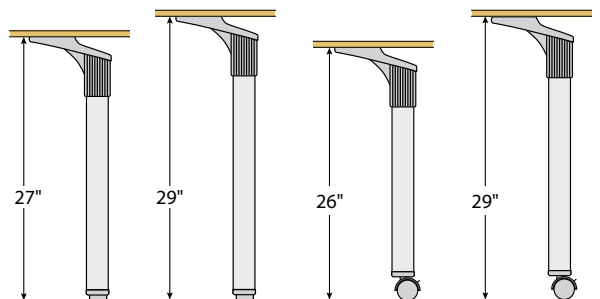
Plateau Series tables, designed by Peter Glass, feature a "floating" tabletop design in rectangular, round and shaped models with a high-pressure laminate work surface. Choose from several leg options, including adjustable-height and locking soft casters for easy mobility in any setting.



OPTIONAL ACCESSORIES:

KEYBOARD MOUSE TRAY, WIRE MANAGEMENT/MODESTY PANEL, CPU CADDY, SWIVEL CASTERS, WIRE CHASE

For information on accessories see pages 120 and 145.

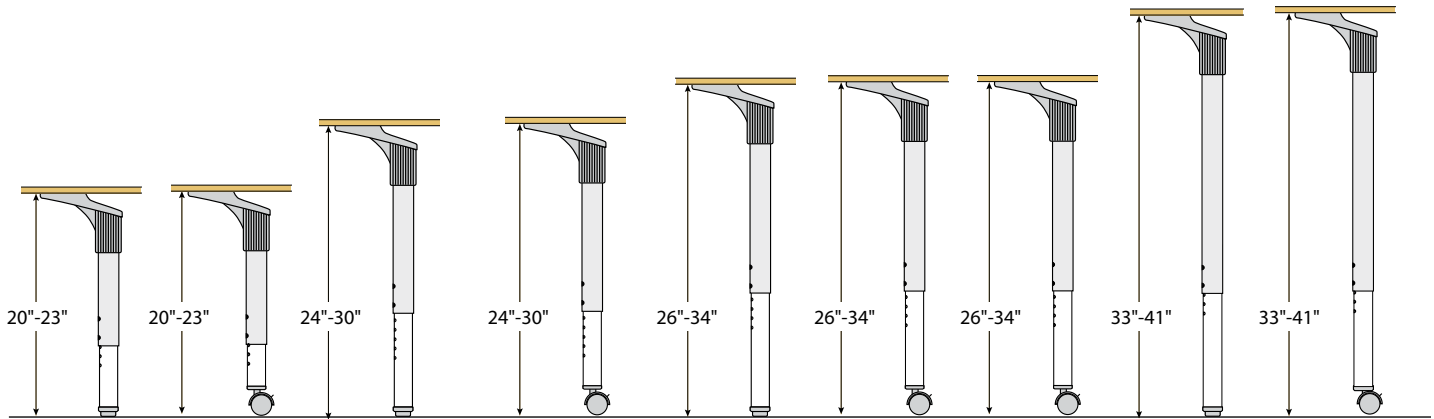


FIXED-HEIGHT

TABLE SHAPES	TOP SIZE	27" FIXED	29" FIXED	CASTERS 26"/29" FIXED	2 CASTERS 29" FIXED
	24" x 60"	PT246027	PT246029	PT246026C	PT246029C2
	24" x 72"	PT247227	PT247229	PT247226C	PT247229C2
	30" x 48"	PT304827	PT304829	PT304826C	PT304829C2
	30" x 60"	PT306027	PT306029	PT306026C	PT306029C2
	30" x 72"	PT307227	PT307229	PT307226C	PT307229C2
	48" x 48"	PT484827	PT484829		
	48" Round	PT48R27	PT48R29	PT48R26C	
	60" Round	PT60R27	PT60R29		
	60" Half-Round	PT60HR27	PT60HR29	PT60HR26C	
	24" x 60" Crescent	PT2460CR27	PT2460CR29		
	30" x 60" Crescent	PT3060CR27	PT3060CR29		
	36" x 72" Racetrack	PT3672RT27	PT3672RT29	PT3672RT26C	
	42" x 84" Racetrack	PT4284RT27	PT4284RT29		
	36" x 72" Cooperative		PTCOOP7229	PTCOOP7226C	
	48" x 72" Kidney		PTKID7229	PTKID7229C*	
	60" x 66" Horseshoe	PTHORSE27	PTHORSE29	PTHORSE26C	
	24" x 48" Trapezoid	PTTRAP4827	PTTRAP4829	PTTRAP4826C	
	30" x 60" Trapezoid	PTTRAP6027	PTTRAP6029	PTTRAP6026C	
	30" x 54" Slide	PTSL305427	PTSL305429	PTSL305426C	
	30" x 60" Slide	PTSL306027	PTSL306029	PTSL306026C	
	54" Nest	PTNEST5427	PTNEST5429	PTNEST5426C	
	60" Flower	PTFLOW6027	PTFLOW6029	PTFLOW6026C	
	54" Swerve	PTSWV5427	PTSWV5429	PTSWV5426C	
	60" Pinwheel	PTPIN6027	PTPIN6029	PTPIN6026C	
	44" x 65" Pool	PTPOOL27	PTPOOL29	PTPOOL26C	
	30" Semi-Shape Hoop				PT30RHP26C**

*PTKID7229C has a 29" top height with casters

**PT30RHP26C is a 3-leg table with 3 casters



ADJUSTABLE-HEIGHT

20"-23"	CASTERS 20"-23"	24"-30"	CASTERS 24"-30"	26"-34"	CASTERS 26"-34"	2 CASTERS 26"-34"	33"-41"	CASTERS 33"-41"
PT2460ADJLO	PT2460ADJLOC	PT2460ADJMLO	PT2460ADJMLOC	PT2460ADJ	PT2460ADJC	PT2460ADJC2		
PT2472ADJLO	PT2472ADJLOC	PT2472ADJMLO	PT2472ADJMLOC	PT2472ADJ	PT2472ADJC	PT2472ADJC2		
PT3048ADJLO	PT3048ADJLOC	PT3048ADJMLO	PT3048ADJMLOC	PT3048ADJ	PT3048ADJC	PT3048ADJC2	PT3048ADJSU	PT3048ADJCSU
PT3060ADJLO	PT3060ADJLOC	PT3060ADJMLO	PT3060ADJMLOC	PT3060ADJ	PT3060ADJC	PT3060ADJC2	PT3060ADJSU	PT3060ADJCSU
PT3072ADJLO	PT3072ADJLOC	PT3072ADJMLO	PT3072ADJMLOC	PT3072ADJ	PT3072ADJC	PT3072ADJC2	PT3072ADJSU	PT3072ADJCSU
PT4848ADJLO	PT4848ADJLOC	PT4848ADJMLO	PT4848ADJMLOC	PT4848ADJ			PT4848ADJSU	PT4848ADJCSU
PT48RADJLO	PT48RADJLOC	PT48RADJMLO	PT48RADJMLOC	PT48RADJ	PT48RADJC		PT48RADJSU	PT48RADJCSU
PT60RADJLO	PT60RADJLOC	PT60RADJMLO	PT60RADJMLOC	PT60RADJ	PT60RADJC		PT60RADJSU	PT60RADJCSU
PT60HRADJLO	PT60HRADJLOC	PT60HRADJMLO	PT60HRADJMLOC	PT60HRADJ	PT60HRADJC			
PT2460CRADJLO	PT2460CRADJLOC	PT2460CRADJMLO	PT2460CRADJMLOC	PT2460CRADJ			PT2460CRADJSU	PT2460CRADJCSU
PT3060CRADJLO	PT3060CRADJLOC	PT3060CRADJMLO	PT3060CRADJMLOC	PT3060CRADJ			PT3060CRADJSU	PT3060CRADJCSU
PT3672RTADJLO	PT3672RTADJLOC	PT3672RTADJMLO	PT3672RTADJMLOC	PT3672RTADJ	PT3672RTADJC			
PT4284RTADJLO	PT4284RTADJLOC	PT4284RTADJMLO	PT4284RTADJMLOC	PT4284RTADJ			PT4284RTADJSU	PT4284RTADJCSU
PTCOOP72ADJLO	PTCOOP72ADJLOC	PTCOOP72ADJMLO	PTCOOP72ADJMLOC	PTCOOP72ADJ	PTCOOP72ADJC		PTCOOP72ADJSU	PTCOOP72ADJCSU
PTKID72ADJLO	PTKID72ADJLOC	PTKID72ADJMLO	PTKID72ADJMLOC	PTKID72ADJ			PTKID72ADJSU	PTKID72ADJCSU
PTHORSEADJLO	PTHORSEADJLOC	PTHORSEADJMLO	PTHORSEADJMLOC	PTHORSEADJ	PTHORSEADJC		PTHORSEADJSU	PTHORSEADJCSU
PTTRAP48ADJLO	PTTRAP48ADJLOC	PTTRAP48ADJMLO	PTTRAP48ADJMLOC	PTTRAP48ADJ	PTTRAP48ADJC		PTTRAP48ADJSU	PTTRAP48ADJCSU
PTTRAP60ADJLO	PTTRAP60ADJLOC	PTTRAP60ADJMLO	PTTRAP60ADJMLOC	PTTRAP60ADJ	PTTRAP60ADJC		PTTRAP60ADJSU	PTTRAP60ADJCSU
PTSL3054ADJLO	PTSL3054ADJLOC	PTSL3054ADJMLO	PTSL3054ADJMLOC	PTSL3054ADJ	PTSL3054ADJC		PTSL3054ADJSU	PTSL3054ADJCSU
PTSL3060ADJLO	PTSL3060ADJLOC	PTSL3060ADJMLO	PTSL3060ADJMLOC	PTSL3060ADJ	PTSL3060ADJC		PTSL3060ADJSU	PTSL3060ADJCSU
PTNEST54ADJLO	PTNEST54ADJLOC	PTNEST54ADJMLO	PTNEST54ADJMLOC	PTNEST54ADJ	PTNEST54ADJC		PTNEST54ADJSU	PTNEST54ADJCSU
PTFLOW60ADJLO	PTFLOW60ADJLOC	PTFLOW60ADJMLO	PTFLOW60ADJMLOC	PTFLOW60ADJ	PTFLOW60ADJC		PTFLOW60ADJSU	PTFLOW60ADJCSU
PTSWV54ADJLO	PTSWV54ADJLOC	PTSWV54ADJMLO	PTSWV54ADJMLOC	PTSWV54ADJ	PTSWV54ADJC		PTSWV54ADJSU	PTSWV54ADJCSU
PTPIN60ADJLO	PTPIN60ADJLOC	PTPIN60ADJMLO	PTPIN60ADJMLOC	PTPIN60ADJ	PTPIN60ADJC		PTPIN60ADJSU	PTPIN60ADJCSU
PTPOOLADJLO	PTPOOLADJLOC	PTPOOLADJMLO	PTPOOLADJMLOC	PTPOOLADJ	PTPOOLADJC		PTPOOLADJSU	PTPOOLADJCSU

Plateau® Series – Library Tables

Plateau Series library and technology tables include an array of rectangular tables with a standard 29" or stand-up 39" fixed-height work surface, as well as trapezoid and hexagon configurations. Tables have ample space and can accommodate library-based technology with large rectangular grommets for power-data modules or cable management.



TOP SIZE	29" FIXED	39" FIXED
30" x 30"	PT303029	PT303039
30" x 60"	PT306029	PT306039
30" x 84"	PT308429	PT308439
36" x 90"	PT369029	
48" x 96"	PT489629	
37" x 84" Trap	PTTRAP8429	
42" x 96" Trap	PTTRAP9629	
74" x 84" Hex	PTHEX8429	
84" x 96" Hex	PTHEX9629	

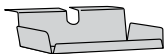
OPTIONAL ACCESSORIES:

KEYBOARD MOUSE TRAY, POWER/DATA PORT, WIRE MANAGEMENT/MODESTY PANEL, CPU CADDY, SWIVEL CASTERS, WIRE CHASE

For information on accessories see pages 120 and 145.

Plateau® Series – Table Accessories

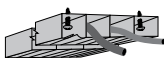
WIRE MANAGEMENT



PTTRAY - Effectively manage wires, cables and related items beneath Plateau tables with this 6" x 14" steel wire management tray.



PTSTRAP - Velcro® straps attach beneath table tops to organize wires and cables.



PTTROUGH - Flexible 6-foot 4-channel PVC wire chase can be mounted beneath table tops or used to manage wires and cables between tables. Lengths and can be cut to fit smaller tables.

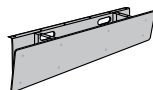


PTHVWC2, PTHVWC3 - U-channel wire chase, top caps and connecting sleeve; PTHVWC2 - 2"H; PTHVWC - 3"H

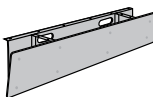


PTHVWCEND - A pair of optional end caps with wire pass-through holes which cover the end of the channel and can be secured with screws.

MODESTY PANELS

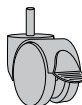


PTMODPNL5 - With our wire management/modesty panels for 60" straight edges, you can conveniently route power and communication cables beneath the table top.



PTMODPNL6 - With our wire management/modesty panels for 72" straight edges, you can conveniently route power and communication cables beneath the table top.

CASTERS



PTLCASTER - 4-pack of twin-wheel, 2 $\frac{3}{8}$ " diameter swivel locking casters.

Additional accessories are listed on page 145.





Science Tables – Wood-Framed

Virco's heavy-duty science tables feature a premium epoxy resin work surface or a durable Chemsurf® high-pressure laminate surface that's both chemical and acid-resistant. Wood-framed science tables are available with 30" fixed-height legs.

TOP SIZE	EPOXY RESIN FIXED HEIGHT 30"	CHEMSURF FIXED HEIGHT 30"
24" x 48"	SCI244830EP	SCI244830CSAE
24" x 54"	SCI245430EP	SCI245430CSAE
24" x 60"	SCI246030EP	SCI246030CSAE
30" x 60"	SCI306030EP	SCI306030CSAE



Science Tables – Steel-Framed

Virco's steel-framed science tables come in several top sizes and are available in fixed-height, adjustable-height and adjustable-height with casters. Choose from specialty 1½" thick Chemsurf or 1" thick epoxy resin tops for science labs and experiments.



TOP SIZE	EPOXY RESIN FIXED HEIGHT 30"	CHEMSURF FIXED HEIGHT 30"	CHEMSURF ADJ 24"-34"	CHEMSURF ADJ W/ CASTERS
18" x 72"	S187230EP	S187230CSAE	S1872CSADJAE	S1872CSADJCAE
20" x 60"	S206030EP	S206030CSAE	S2060CSADJAE	S2060CSADJCAE
24" x 54"	S245430EP	S245430CSAE	S2454CSADJAE	S2454CSADJCAE
24" x 60"	S246030EP	S246030CSAE	S2460CSADJAE	S2460CSADJCAE
30" x 60"	S306030EP	S306030CSAE	S3060CSADJAE	S3060CSADJCAE
30" x 72"	S307230EP	S307230CSAE	S3072CSADJAE	S3072CSADJCAE
36" x 72"	S367230EP	S367230CSAE	S3672CSADJAE	S3672CSADJCAE

OPTIONS: **CHRM** CHROME APRON LEGS

Chemical-Resistant Science Table Tops



Epoxy Resin Top

Virco's most durable science table top, a 1" thick epoxy resin top, provides superior resistance to abrasion, lab chemicals, acid, heat and moisture.



Chemsurf Top with Sure Edge

Chemsurf high-pressure laminate work surfaces, Virco's mid-grade science table top, provide heat and chemical resistance and are also acid-resistant and water-resistant.

Science Lab Demonstration Table

SCISINKDEMO

Virco's lab demonstration center includes a two-sided mirror/ marker board, as well as a sink with a hand-pump faucet, and a chemical resistant top. There are four locking drawers, two cupboard spaces, and swivel casters for mobility. The unit measures 54"W x 30"D x 36"H.



Tetra™ Series – Tables

Tetra Series tables can serve as an everyday workstation or be customized to suit the needs of a fast-paced computer lab or seminar training room. Choose from a 26" to 34" adjustable-height or a 30" fixed-height. Optional configurations include one, two or three desktop grommets for wire management.



20" Deep

24" Deep

30" Deep

36" Deep

TOP SIZE	ADJ HEIGHT 26"-34"	FIXED 30"
20" x 32"	TR2032ADJ	TR203230
20" x 36"	TR2036ADJ	TR203630
20" x 42"	TR2042ADJ	TR204230
20" x 48"	TR2048ADJ	TR204830
20" x 54"	TR2054ADJ	TR205430
20" x 60"	TR2060ADJ	TR206030
20" x 72"	TR2072ADJ	TR207230
20" x 84"	TR2084ADJ	TR208430
20" x 96"	TR2096ADJ	TR209630

TOP SIZE	ADJ HEIGHT 26"-34"	FIXED 30"
24" x 36"	TR2436ADJ	TR243630
24" x 42"	TR2442ADJ	TR244230
24" x 48"	TR2448ADJ	TR244830
24" x 54"	TR2454ADJ	TR245430
24" x 60"	TR2460ADJ	TR246030
24" x 72"	TR2472ADJ	TR247230
24" x 84"	TR2484ADJ	TR248430
24" x 96"	TR2496ADJ	TR249630

TOP SIZE	ADJ HEIGHT 26"-34"	FIXED 30"
30" x 36"	TR3036ADJ	TR303630
30" x 42"	TR3042ADJ	TR304230
30" x 48"	TR3048ADJ	TR304830
30" x 54"	TR3054ADJ	TR305430
30" x 60"	TR3060ADJ	TR306030
30" x 72"	TR3072ADJ	TR307230

TOP SIZE	ADJ HEIGHT 26"-34"	FIXED 30"
36" x 36"	TR3636ADJ	TR363630
36" x 42"	TR3642ADJ	TR364230
36" x 48"	TR3648ADJ	TR364830
36" x 54"	TR3654ADJ	TR365430
36" x 60"	TR3660ADJ	TR366030
36" x 72"	TR3672ADJ	TR367230

OPTIONS:

- AE** SURE EDGE **DE** DRY ERASE

Tetra™ Series – Accessories



BHPEG1 - Backpack hanger for Tetra Series tables



TRBH - Wire backpack hanger for Tetra Series tables



MODESTY PANELS
Available in various lengths to accommodate all Tetra Series tables.

Additional accessories are listed on page 145.

Tilt-Top Training Tables

Virco Tilt-Top Training Tables deliver space-saving solutions and flexibility with tables that fold vertically, roll away, and neatly nest together for easy storage. Models feature a perforated steel modesty panel and high-pressure laminate work surface with two in-surface grommets. Tables come in a 30" fixed height with casters for quick mobile set ups.



TOP SIZE	FIXED HEIGHT 30"
24" x 60"	VTT2460
24" x 72"	VTT2472

OPTIONS:

- AE** SURE EDGE **DE** DRY ERASE

Makerspace Series – Tables

Makerspace Series tables, designed for hands-on learning environments, offer a wide assortment of medium-duty tables, all with a swap-out work surface. Surface options include a standard ¾" laminate plywood core, or an unfinished, non-laminate, raw plywood work surface. Top heights include a 30" fixed-height, a 25" to 33" adjustable-height and a 33" to 41" adjustable stand-up height.

TOP SIZE	ADJ HEIGHT 25"-33"	FIXED HEIGHT 30"
20" x 36"	VSC2036ADJ	VSC203630U
20" x 48"	VSC2048ADJ	VSC204830U
20" x 60"	VSC2060ADJ	VSC206030U
24" x 36"	VSC2436ADJ	VSC243630U
24" x 48"	VSC2448ADJ	VSC244830U
24" x 60"	VSC2460ADJ	VSC246030U
24" x 72"	VSC2472ADJ	VSC247230U
24" x 84"	VSC2484ADJ	VSC248430U
30" x 48"	VSC3048ADJ	VSC304830U
30" x 60"	VSC3060ADJ	VSC306030U
30" x 72"	VSC3072ADJ	VSC307230U
30" x 84"	VSC3084ADJ	VSC308430U
30" x 96"	VSC3096ADJ	VSC309630U
36" x 48"	VSC3648ADJ	VSC364830U
36" x 60"	VSC3660ADJ	VSC366030U
36" x 72"	VSC3672ADJ	VSC367230U
36" x 84"	VSC3684ADJ	VSC368430U
36" x 96"	VSC3696ADJ	VSC369630U



TOP SIZE	ADJ STAND-UP HEIGHT 33"-41"
24" x 48"	VSC2448ADJUSU
24" x 54"	VSC2454ADJUSU
24" x 60"	VSC2460ADJUSU
24" x 72"	VSC2472ADJUSU
30" x 48"	VSC3048ADJUSU
30" x 54"	VSC3054ADJUSU
30" x 60"	VSC3060ADJUSU
30" x 72"	VSC3072ADJUSU

OPTIONS:

- L LAMINATE TOP
- ADJ ADJUSTABLE LEGS

OPTIONAL ACCESSORIES:



BHPEG1 - Backpack hanger for Makerspace Series tables



TRBH - Wire backpack hanger for Makerspace Series tables

VSCPSP - Seven-outlet power strip with surge protection attached to an unfinished plywood panel.

Butcher Block Series – Tables

Virco Butcher Block Series Tables were designed for modern learning environments. Ideal for makerspace, art rooms, STEM labs, and a variety of classroom spaces, these stylish tables feature a durable, hard maple top with an easy to clean finish. Choose from various top sizes and a selection of fixed, adjustable, and stand-up adjustable-height legs. Available with both 3" locking casters and glides for ultimate versatility.



Top Size	30 ⁵ / ₈ " Fixed-Height with Glides	20 ⁵ / ₈ "-29 ⁵ / ₈ " Adjustable Height with Glides	21 ¹ / ₄ "-30 ¹ / ₄ " Adjustable Height with Casters	30 ⁵ / ₈ "-39 ⁵ / ₈ " Adjustable Height with Glides	31 ¹ / ₄ "-40 ¹ / ₄ " Adjustable Height with Casters
30" x 60"	BB306030	BB3060ADJ	BB3060ADJC	BB3060ADJSU	BB3060ADJCSU
30" x 72"	BB307230	BB3072ADJ	BB3072ADJC	BB3072ADJSU	BB3072ADJCSU
36" x 60"	BB366030	BB3660ADJ	BB3660ADJC	BB3660ADJSU	BB3660ADJCSU
36" x 72"	BB367230	BB3672ADJ	BB3672ADJC	BB3672ADJSU	BB3672ADJCSU
42" x 60"	BB426030	BB4260ADJ	BB4260ADJC	BB4260ADJSU	BB4260ADJCSU
48" x 48"	BB484830	BB4848ADJ	BB4848ADJC	BB4848ADJSU	BB4848ADJCSU
54" x 54"	BB545430	BB5454ADJ	BB5454ADJC	BB5454ADJSU	BB5454ADJCSU

Art Tables

Virco's adjustable and fixed-height art tables help facilitate creative activities in any classroom.



ART4260

Art table with plastic laminate work surface and solid maple frame. 60"W x 42"D x 30"H.



ART4260ADJ

Art table with plastic laminate work surface. 60"W x 42"D x 27"-39"H.



ART243636

Split-top drafting table with high-pressure laminate work surface and wood frame. 36"W x 24"D x 36"H.

Library Tables

Virco's library tables provide the ideal area for studying, reading and collaborating. Tables are available in round or rectangular shapes with high-pressure laminate work surfaces.



LT48R

48" round table with 29" fixed top-height.



LT3672

72" x 36" rectangle table with 29" fixed top-height.

CT Series – Hand-Crank Tables

CT Series tables feature high-pressure laminate work surfaces with an adjustable top-height of 27 $\frac{5}{8}$ " to 40 $\frac{5}{8}$ ", controlled by a hand-crank mechanism. The table can easily adjust from sitting to standing and is perfect for schools, training rooms or office spaces. Tables can be raised to accommodate a wheelchair.

TOP SIZE	ADJ HEIGHT 27 $\frac{5}{8}$ "-40 $\frac{5}{8}$ "
24" x 48"	CT24488ADJ
24" x 54"	CT24548ADJ
24" x 60"	CT24608ADJ
24" x 72"	CT24728ADJ
30" x 48"	*CT30488ADJ
30" x 54"	*CT30548ADJ
30" x 60"	*CT30608ADJ
30" x 72"	*CT30728ADJ
36" x 48"	*CT36488ADJ
36" x 54"	*CT36548ADJ
36" x 60"	*CT36608ADJ
36" x 72"	*CT36728ADJ



Hand-Crank

Tables include a crank handle that can be inserted into either side of the frame to control height adjustment. When not in use, the handle can be stowed under the table's work surface.



*This model can be assembled to comply with Federal ADA guidelines and standards.

Hinged Wire Trough (HWT) Series – Technology Tables

HWT Series technology tables feature a 6" deep wire trough with a hinged rear door for enhanced wire and cable management, delivering an uninterrupted work surface. Tables are available with a high-pressure laminate work surface and a 24" to 34" adjustable-height range.



OPTIONAL ACCESSORIES:



BHPEG2 - Backpack hanger for Hinged Wire Trough Series tables



TRBH - Wire backpack hanger for Hinged Wire Trough Series tables

TOP SIZE	ADJ HEIGHT 24"-34"
24" x 30"	HWT2430
24" x 36"	HWT2436
24" x 42"	HWT2442
24" x 48"	HWT2448
24" x 60"	HWT2460
24" x 72"	HWT2472
24" x 84"	HWT2484
24" x 48" x 48" x 24" (corner unit)	HWT52448
30" x 30"	HWT3030
30" x 36"	HWT3036
30" x 42"	HWT3042
30" x 48"	HWT3048
30" x 60"	HWT3060
30" x 72"	HWT3072
30" x 84"	HWT3084
30" x 48" x 48" x 30" (corner unit)	HWT53048

Hinged Wire Trough (HWT) Series – Support Products



CPUCADDY - Mobile CPU holder. 19 $\frac{9}{16}$ "W x 10 $\frac{3}{4}$ "D x 10 $\frac{5}{8}$ "H. A cable lock is included with each unit to secure the CPU holder to a table leg. Supports a computer that is between 3" and 8" wide.



FTTCPU - Adjustable CPU holder, 12 $\frac{1}{4}$ "W x 1 $\frac{1}{2}$ "D x 16"H. Can support a computer that is 2 $\frac{1}{2}$ " to 8 $\frac{1}{2}$ " wide and be positioned on the inside or outside of a table leg.

Flip-Top Technology Tables

Flip-Top Technology Tables feature a 6" deep locking flip-top compartment which secures cables, surge protectors and wires beneath the work surface. With rectangular high-pressure laminate work surfaces that range in size from 30" to 84" wide, tables can accommodate one, two and three-student applications.



Single-Student



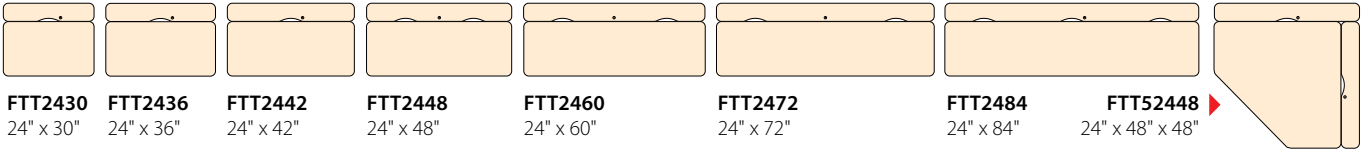
Two-Student



Three-Student

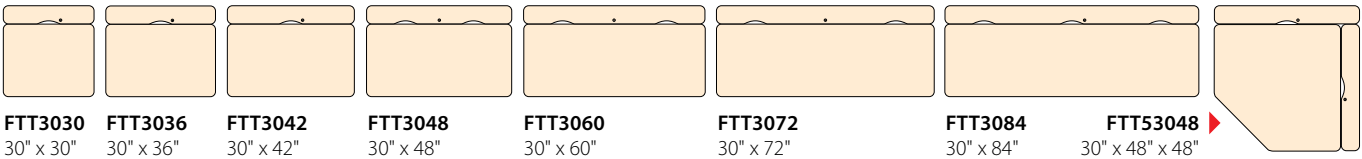
24" Deep Tables

18" deep work surface with a 6" deep flip-top and 24"-34" height range.



30" Deep Tables

24" deep work surface with a 6" deep flip-top and 24"-34" height range.



Single-student workstations have one wire management cut-out.

Two-student workstations have two wire management cut-outs.

Three-student workstations have three wire management cut-outs.

Single-student workstation with two cut-outs.

OPTIONAL ACCESSORIES: KEYBOARD MOUSE TRAY, CPU CADDY, BACKPACK HANGER

For information on accessories see page 145.

Flip-Top Technology Tables – Features



Security

Each flip-top compartment locks for security.



Connectivity

A generous port at each end of the flip-top compartment enables the networking of tables with power and data lines.



Spacious

With 5½" of top-to-bottom storage capacity, 6" deep flip-top compartments provide lots of space for wires, cables and surge protectors.



Clean Design

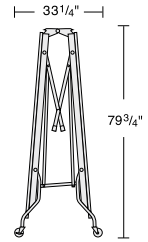
A subtly contoured cut-out at the rear of the work surface enables wires and cables to be routed into the flip-top compartment.





MT Series – Mobile Cafeteria Tables

Virco's mobile tables feature specially designed torsion bars, providing smooth folding and unfolding, for quick space-saving storage or to transform a multi-purpose venue. Tables are available in a 29" fixed-height with a high-pressure laminate surface in round, rectangular, and octagonal shapes.



MT30144



PVC T-mold edge banding for added safety. Optional Sure Edge finish available.

3 1/2" swivel casters have ball-bearing raceways for easy mobility.

Clearance between table tops helps prevent pinched fingers. Vertical hinges prevent food build-up.

Torsion bars facilitate the easy folding and unfolding of tables.

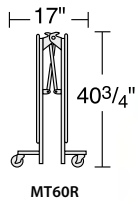
The 3/4" thick top construction features a high-pressure laminate surface, a high-density particleboard core, and a backing sheet to help prevent warping.

Z-channel apron is constructed of heavy-gauge steel.

An individual locking mechanism holds models in place when folded, enabling safer table movement.

Mobile Rectangle Tables

MODEL	TOP SIZE	
MT3096	30" x 96"	
MT30144	30" x 144"	



MT60R




Mobile Oval Tables

MODEL	TOP SIZE	
MT48R	48" Round	
MT60R	60" Round	
MT72R	72" Round	
MT60OCT	60" Octagonal	

OPTIONS: **AE** SURE EDGE

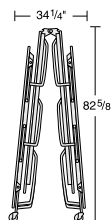
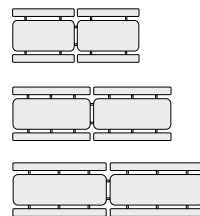
MTB Series – Mobile Bench Tables

Virco's mobile tables with built-in bench seating provide versatile and inviting cafeteria seating. Up-lock and down-lock mechanisms combined with heavy-duty wheel assemblies allow for simple setting up and tearing down. Unique torsion bars allow users to fold and unfold bench tables safely and smoothly. Tables are available in round and rectangular shapes with a high-pressure laminate surface.



Mobile Rectangle Bench Tables

MODEL	SEAT HEIGHT	SEATS	TABLE HEIGHT	TOP SIZE
MTB15278	15"	8	27"	30" x 96"
MTB17298	17"	8	29"	30" x 96"
MTB152710	15"	12	27"	30" x 120"
MTB172910	17"	12	29"	30" x 120"
MTB152712	15"	12-16	27"	30" x 144"
MTB172912	17"	12-16	29"	30" x 144"



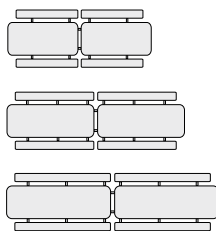
MTB172912

OPTIONS:

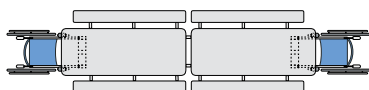
AE SURE EDGE

ADA Compliant Mobile Rectangle Bench Stool Tables

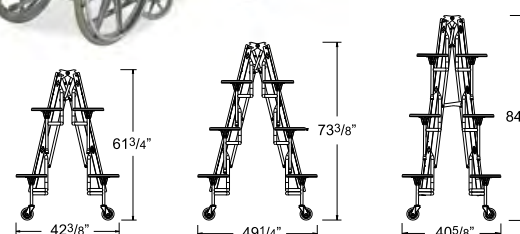
MODEL	SEAT HEIGHT	SEATS	TABLE HEIGHT	TOP SIZE
MTB19318W	19"	8	31"	30" x 102"
MTB193110W	19"	10	31"	30" x 126"
MTB193112W	19"	12	31"	30" x 148"



2 wheelchair spaces

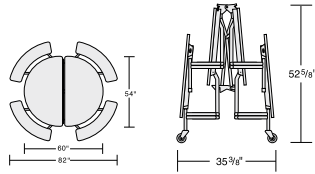


Rectangular mobile bench and mobile stool tables are ADA-compliant and are designed to accommodate one wheelchair at either end.



Mobile Oval Bench Tables

MODEL	SEAT HEIGHT	SEATS	TABLE HEIGHT	TOP SIZE
MTBO15275	15"	8-12	27"	60" diameter
MTBO17295	17"	8-12	29"	60" diameter




OPTIONS: **AE** SURE EDGE

MTC Series – Convertible Bench Tables

Virco's mobile convertible bench tables are easy to manage, store and maintain, allowing you to reconfigure your cafeteria lunchroom quickly from an eating area to a meeting space or auditorium. Tables easily transform from a table and bench configuration to a bench with a full backrest. Mobile bench tables feature a high-pressure laminate surface.

Table frames are constructed of heavy-gauge tubular steel with steel support structures.



Adjustable legs let you choose from 2 bench/top heights (see features below).

The 3/4" thick top and bench construction features a high-pressure laminate surface, a high-density particleboard core, and a backing sheet to help prevent warping.

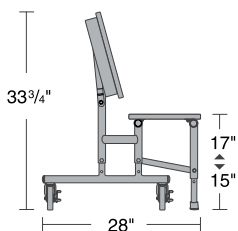
PVC T-mold edge banding and 1 1/2" radiused corners add safety. Optional Sure Edge finish available.

3 1/2" swivel casters have ball-bearing raceways for easy mobility.

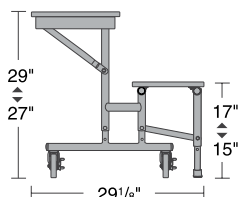
MODEL	BENCH HEIGHT	TABLE HEIGHT	SEATS AT 18" SPACING	SEATS AT 24" SPACING	TOP SIZE
MTC8	15" or 17"	25" or 27"	5	4	15" x 96"

OPTIONS: **AE** SURE EDGE **G** GANGING DEVICE

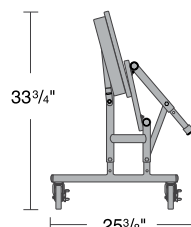
Bench, Table and Storage



Virco's versatile convertible bench tables can provide bench-style seating with a continuous backrest.

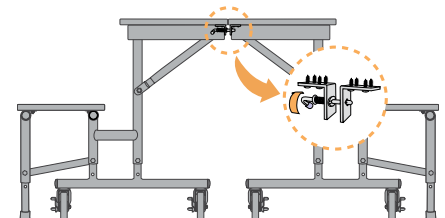


Convertible bench tables can also work as smaller versions of Virco's mobile bench tables.



For storage, simply fold the convertible bench table into its closed position, then wheel it away.

Ganging Devices



Virco convertible bench tables can be ganged to create a two-sided bench table when tables are ordered with the factory-installed ganging device.

MTS Series – Mobile Stool Tables

Mobile stool tables deliver a safe, easy and mobile option for versatile cafeteria and lunchroom spaces. A specially designed torsion bar, automatic locking feature and 4 swivel casters allow tables to fold, unfold and transport effortlessly, neatly storing in a secure, upright position when not in use. Round stools feature a 13" diameter top and tables are available with a high-pressure laminate surface.



The 3/4" thick top construction features a high-pressure laminate surface, a high-density particleboard core, and a backing sheet to help prevent warping.

Clearance between table tops helps prevent pinched fingers.

Edges are protected by T-mold edge banding. Optional Sure Edge® finish available.

Virco's sturdy ABS plastic stools provide unparalleled strength and durability.




A torsion bar facilitates easy table folding and unfolding.

Each middle leg has a 1" rubber crutch tip, reinforced with steel inserts for longer wear.

3 1/2" swivel casters have ball-bearing raceways for easy mobility.

Each seat has its own direct-to-floor load-bearing column, providing its own support without cross members running in between seats.

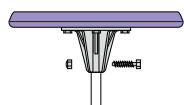
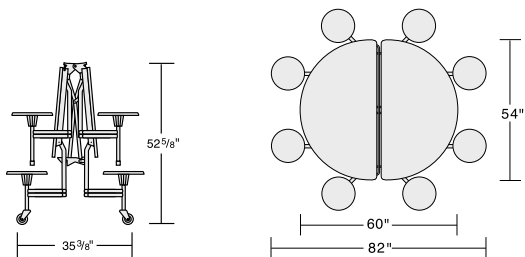
Mobile Oval Stool Tables

MODEL	SEAT HEIGHT	STOOLS	TABLE HEIGHT	TOP SIZE
MTSO152758	15"	8	27"	60" diameter
MTSO172958	17"	8	29"	60" diameter
 MTSO193156W	19"	6	31"	60" diameter

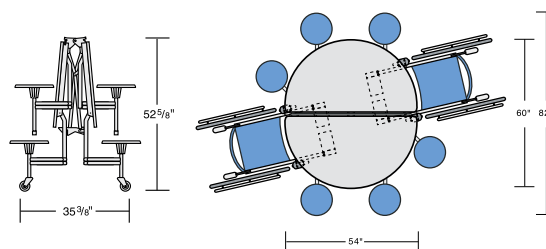
 2 wheelchair spaces






Oval mobile stool tables that are wheelchair accessible are designed to accommodate two wheelchairs on opposite sides of the table.



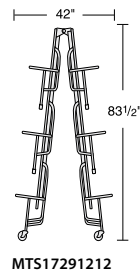
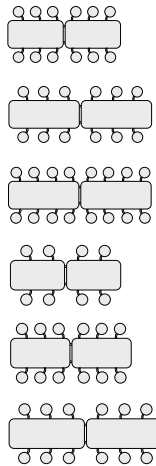
Virco's ABS plastic stools feature a multi-rib design and a die-cast aluminum mounting bracket for strength and durability. Stools are secured to their columns by an insert washer and a hex bolt with an aircraft lock nut.



Mobile Rectangle Stool Tables

MODEL	SEAT HEIGHT	STOOLS	TABLE HEIGHT	TOP SIZE
MTS17291012	17"	12	29"	30" x 120"
MTS17291212	17"	12	29"	30" x 144"
MTS15271216	15"	16	27"	30" x 144"
 MTS193188W	19"	8	31"	30" x 102"
 MTS19311012W	19"	12	31"	30" x 126"
 MTS19311212W	19"	12	31"	30" x 148"

 2 wheelchair spaces

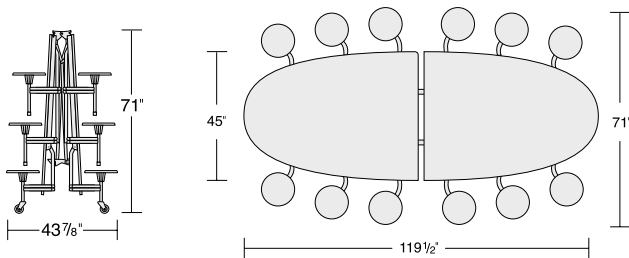


MTS17291212



Mobile Ellipse Stool Tables

MODEL	SEAT HEIGHT	SEATS	TABLE HEIGHT	TOP SIZE
MTSE15271012	15"	12	27"	45" x 119½"
MTSE17291012	17"	12	29"	45" x 119½"



OPTIONS:  SURE EDGE

Mobile Folding Table – Features



Clearance between table tops help avoid pinched fingers.



Torsion bars help tables fold and unfold smoothly.



An up-lock mechanism holds tables in place while folded, and a down-lock mechanism holds tables in place when unfolded.



Tables feature a safety device that helps avoid pinched fingers during set-up. The device must be manually released before the table can be completely unfolded.


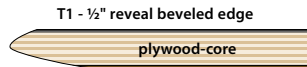



Tables roll on four 3½" swivel casters, reducing marring and damage to floors.


Civitas® Series – Table Tops

Civitas Series table tops are available in a selection of round, square and squircle shapes with a 3/4" plywood-core high-pressure laminate surface and various edge stylings. Pair with numerous base styles from the Civitas or Lunada Series to create a fresh look in any café or dining hall.

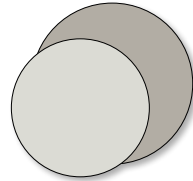
CIVITAS EDGE STYLES



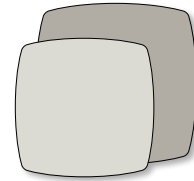
CIVITAS TOP SHAPES



36" and 42" Square



36" and 42" Round



36" and 42" Squircle

MODEL	TOP SIZE/ SHAPE
C36R	36" Round
C36SL	36" Squircle
C36SQ	36" Square
C42R	42" Round
C42SL	42" Squircle
C42SQ	42" Square
C48R	48" Round
C48SL	48" Squircle
C48SQ	48" Square
C60R	60" Round
C60SL	60" Squircle
C60SQ	60" Square



Café Table Tops

Virco's café table tops feature a 1½" particleboard core high-pressure laminate surface with a protective T-mold banding and backing sheet, which helps to prevent warping. When combined with our pedestal bases, these tops provide outstanding service in student lounges, restaurants, hospitality settings and related venues.



MODEL	TOP SIZE/SHAPE
U2424	24" Square
U2430	24" x 30"
U3030	30" Square
U3042	30" x 42"
U3048	30" x 48"
U3636	36" Square
U4242	42" Square



MODEL	TOP SIZE/SHAPE
U24R	24" Round
U30R	30" Round
U36R	36" Round
U42R	42" Round
U48R	48" Round

Civitas® Series – Table Bases

Civitas Series tables bases are available in two stylings – an arched outer 4-leg base and the tulip base – which are all available in three top heights from 30" fixed-height to 41" standing fixed-height. Civitas bases can be combined with an array of Virco café table tops to add a contemporary style any café, lounge or social hall.



4-Leg Bases

MODEL	TABLE HEIGHT	TOP OPTIONS
CF30	30"	C36R, C36SL, C36SQ, C42R, C42SL, C42SQ, C48R, C48SL, C48SQ, C60R, C60SL, C60SQ, U36R, U3636, U42R, U4242, U48R OR U60R
CF36	36"	C36R, C36SL, C36SQ, C42R, C42SL, C42SQ, C48R, C48SL, C48SQ, C60R, C60SL, C60SQ, U36R, U3636, U42R, U4242, OR U48R
CF41R36	41"	C36R, C36SL, C36SQ, U36R, U3636
CF41R42	41"	C42R, C42SL, C42SQ, U42R, U4242



Tulip Bases

MODEL	TABLE HEIGHT	TOP OPTIONS
CT30	30"	C36R, C36SL, C36SQ, C42R, C42SL, C42SQ, U36R, U3636, U42R, U4242
CT36	36"	C36R, C36SL, C36SQ, C42R, C42SL, C42SQ, U36R, U3636, U42R, U4242
CT41	41"	C36R, C36SL, C36SQ, C42R, C42SL, C42SQ, U36R, U3636, U42R, U4242

OPTIONS: **C** CASTERS **CHRM** ALL-CHROME LEGS

Casters are available with Civitas 4-Leg Bases only.

664 Café Table Bases

Virco's easily-assembled 664 café table bases readily accommodate an array of Virco tops. 664 models have a steel column and die-cast aluminum feet. Durable nylon glides adjust to level bases on uneven floors.

MODEL	BASE DIAMETER	TABLE HEIGHT	TOP OPTIONS
66422	22"	29"	U24R, U2424, U30R
66433	33"	29"	U36R, U3636, U42R, U4242, U48R, C36R, C36SL, C36SQ, C42R, C42SL, C42SQ



66433 base with a U3636 top



Lunada® Series – Café Table Bases

Lunada Series café table bases, developed by award-winning designer Peter Glass, combine contemporary styling with easy assembly. Choose from x-shaped or bi-point base styles, both featuring sturdy die-cast aluminum foot construction and heavy-gauge steel columns. Top heights range in size from 29" fixed-height to 41" standing fixed-height.

Three Heights

Virco table bases can be ordered to enable three table heights. In addition to our models which provide a standard 29" table top height, additional models are available for mid-height use and models for 41" stand-up height table tops.



MODEL	BASE DIAMETER	TABLE TOP HEIGHT	TOP OPTIONS
66129	29"	29"	U30R, U3030, U36R, U3636, C36R, C36SL, C36SQ
66133	33"	29"	U36R, U3636, U42R, C36R, C36SL, C36SQ, C42R, C42SL, C42SQ
6613336	33"	36"	U36R, U3636, U42R, C36R, C36SL, C36SQ, C42R,
6613341	33"	41"	U36R, U3636, U42R, C36R, C36SL, C36SQ, C42R
66140	40"	29"	U42R, U4242, U48R, C42R, C42SL, C42SQ, C48R, C48SL, C48SQ
6614036	40"	36"	U42R, U4242, U48R, C42R, C42SL, C42SQ, C48R
6614041	40"	41"	U42R, U4242, U48R, C42R, C42SL, C42SQ, C48R
66222 (bi-point)	22"	29"	U2430, U3030, U3042, U3048
66229 (bi-point)	29"	29"	U3042, U3048

OPTIONAL ACCESSORIES:



66GLD

Glide kit containing four glides in various color options.

Lunada® Series – Seminar Tables

Lunada Series seminar tables offer contemporary styling and easy assembly for conference, classroom and seminar settings. Tables feature a high-pressure laminate work surface and sturdy yet stylish, die-cast aluminum bi-point feet. Tables have a fixed-height of 29" and work surface lengths range from 48" to 96", easily accommodating two to six people.



22" Deep

TOP SIZE	MODEL
22" x 60"	LTS2260829
22" x 72"	LTS2272829
22" x 84"	LTS2284829
22" x 96"	LTS2296829

24" Deep

TOP SIZE	MODEL
24" x 60"	LTS2460829
24" x 72"	LTS2472829
24" x 84"	LTS2484829
24" x 96"	LTS2496829

30" Deep

TOP SIZE	MODEL
30" x 48"	LTS3048829
30" x 54"	LTS3054829
30" x 60"	LTS3060829
30" x 72"	LTS3072829
30" x 84"	LTS3084829
30" x 96"	LTS3096829

36" Deep

TOP SIZE	MODEL
36" x 54"	LTS3654829
36" x 60"	LTS3660829
36" x 72"	LTS3672829
36" x 84"	LTS3684829
36" x 96"	LTS3696829
36" x 72" racetrack	LTS36728RT29

OPTIONS: **GR** GROMMET(S)

6000 Series – Folding Tables

6000 Series folding tables feature a ¾" particleboard core with a fused-on melamine top and a straight-leg style for a clean, simple look. All tables are strengthened by a steel support apron and have a patented Safe Edge® that helps hands and fingers avoid cuts and scratches. When the table is not in use, a spring clip locks table legs in a folded position. Our patented corner supports give the top surface added protection while stacking.



MODEL	TOP SIZE	
601860	18" x 60"	
601872	18" x 72"	
601896	18" x 96"	
602448	24" x 48"	
602460	24" x 60"	
602472	24" x 72"	
602496	24" x 96"	
603060	30" x 60"	
603072	30" x 72"	
603096	30" x 96"	
603672	36" x 72"	
603696	36" x 96"	
6060R	60" Round	

OPTIONS:

L HIGH PRESSURE LAMINATE TOP

62000 Series – Folding Tables

62000 Series folding tables feature a ¾" plywood top and are supported by a steel apron and have a patented Safe Edge® that helps hands and fingers avoid cuts and scratches. High-impact stacking bumpers give the top surface added protection and a spring clip locks table legs in a folded position when not in use.



MODEL	TOP SIZE	
621872	18" x 72"	
621896	18" x 96"	
623072	30" x 72"	
623096	30" x 96"	
623672	36" x 72"	
623696	36" x 96"	
6260R	60" Round	

Core-a-Gator® Series – Commercial-Grade Lightweight Folding Tables

Core-a-Gator Series lightweight folding tables are easy to transport, simple to set up and engineered for the long haul. Its patented design features a rugged ABS plastic corrugated center, an extruded aluminum frame, and an innovative leg-locking mechanism for easy and dependable operation.

Whether you need folding tables to create temporary arrangements or remain set up for everyday use, Core-a-Gator tables provide a durable yet lightweight solution to meet the needs of any active facility.



60" and 72" Adjustable-Height Half-Round Tables

Adjustable height legs from 21" to 30"H.

MODEL	TOP SIZE	WEIGHT
6160HR	60" Half Round	40 lbs
6172HR	72" Half Round	44 lbs



24", 30" and 36" Deep Fixed-Height Rectangular Tables

Wishbone-style leg.

MODEL	TOP SIZE	WEIGHT
612472	24" x 72"	39 lbs
612496	24" x 96"	47 lbs
613060	30" x 60"	39 lbs
613072	30" x 72"	45 lbs
613096	30" x 96"	54 lbs
613672	36" x 72"	50 lbs
613696	36" x 96"	61 lbs



60", 66" and 72" Diameter Fixed-Height Round Tables

Straight-leg style.

MODEL	TOP SIZE	WEIGHT
6160R	60" Round	55 lbs
6166R	66" Round	63 lbs
6172R	72" Round	68 lbs

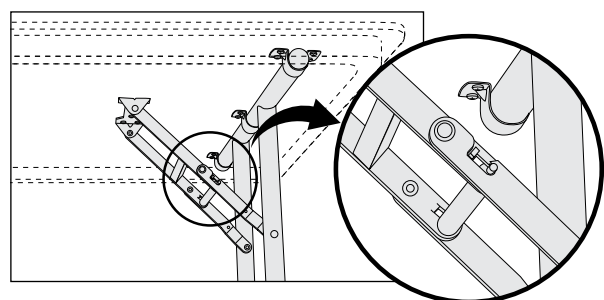


18" Deep Fixed-Height Rectangular Tables

C-leg style.

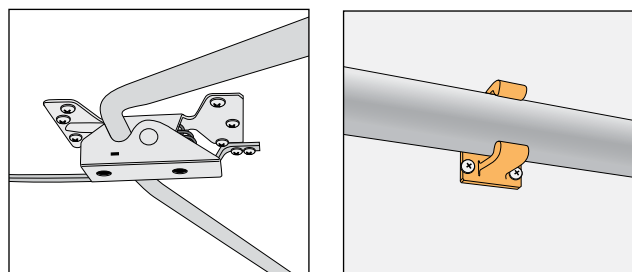
MODEL	TOP SIZE	WEIGHT
611872	18" x 72"	34 lbs
611896	18" x 96"	40 lbs

Locking Mechanism for Wishbone and C-Leg Designs



Virco's patented locking mechanism adds strength, security and convenience to our wishbone and C-leg designs. When setting up tables, simply unfold each leg with an outward motion to extend the hinges and engage the gravity-lock pin. To return legs to a folded position, set the table on its side and push the gravity-lock pin toward the table top, disengaging the pin from its locked position and allowing you to easily complete the folding process.

Round Table Leg Features



Round Core-a-Gator tables have a convenient spring clip mechanism that securely locks unfolded legs in position (left). Folded legs are held in place by injection-molded retention clamps for safe transport and storage (right).





The Core-a-Gator® Advantage

Shock Absorbent ABS Plastic Corner Bumper

Sturdy, reinforced corner construction resists denting, splintering and related damage.

Edge Mold Bumper

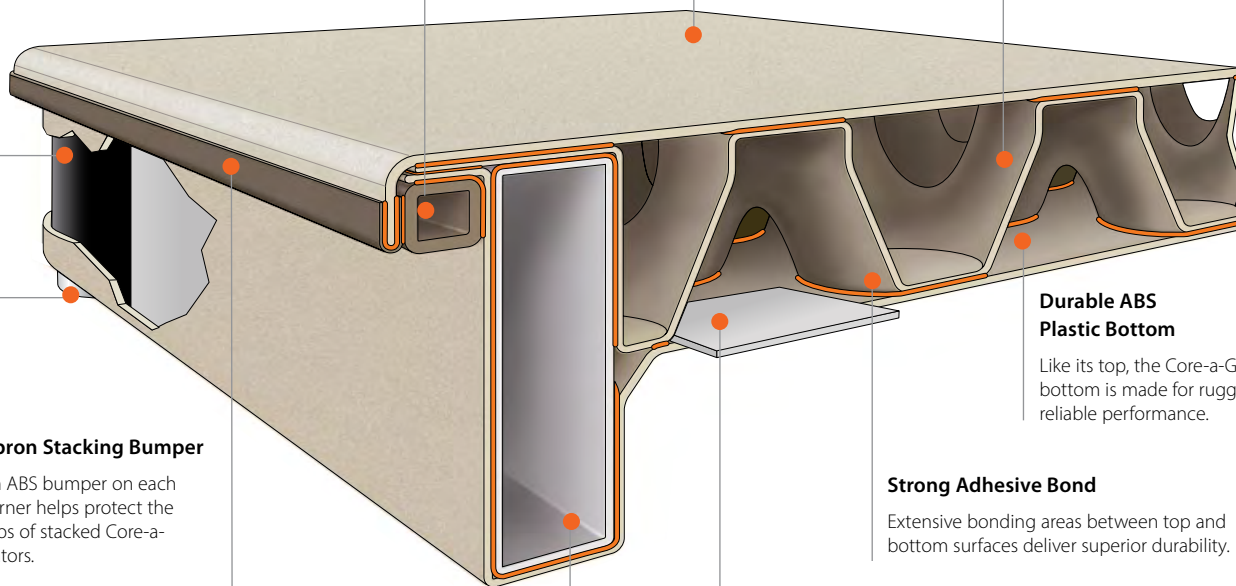
An inner ABS edge mold bumper gives the table added protection.

Durable ABS Plastic Top

Strong, lightweight ABS plastic provides a long-lasting, colorfast top surface.

Unique Corrugated Center

A patented core design combines first-rate strength with convenient, lightweight utility.



Apron Stacking Bumper

An ABS bumper on each corner helps protect the tops of stacked Core-a-Gators.

Decorative Edge Banding

An ABS bumper on each corner helps protect the tops of stacked Core-a-Gators.

Durable ABS Plastic Bottom

Like its top, the Core-a-Gator bottom is made for rugged, reliable performance.

Strong Adhesive Bond

Extensive bonding areas between top and bottom surfaces deliver superior durability.

Aluminum Leg Attachment Plates

Legs are anchored to the underside of the table top through multiple aluminum plates.

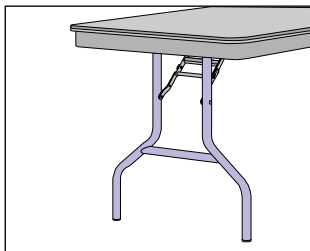
Aluminum Frame

A lightweight, extruded aluminum frame adds strength and support to the table.

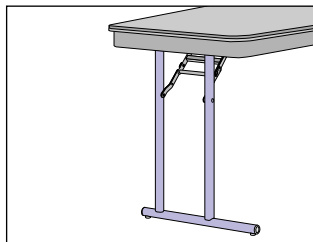
Core-a-Gator® Leg Features

All 24", 30" and 36" deep Core-a-Gator® models are equipped with Virco's heavy-duty wishbone-style legs. Narrower 18" tables come with strong, high-performance C-legs. Round models feature a sturdy straight leg design. Adjustable height legs are featured on half-round models. Each of these leg styles gives you more room to comfortably stretch your own legs beneath Core-a-Gator tables.

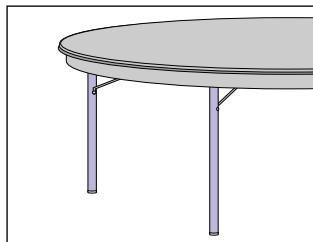
Wishbone Leg



C-leg



Straight Leg



Adjustable-Height Leg

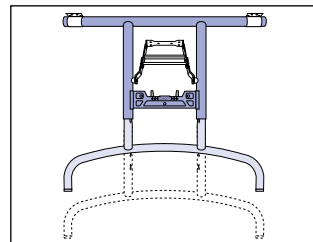
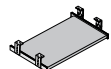


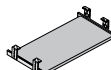
Table Accessories

Consult with Virco's Customer Service Department before ordering accessories for mounting beneath a work surface.

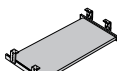
COMPUTER ACCESSORIES



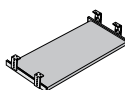
TKBMT19 – Retractable rectangle 15" x 19¼" keyboard mouse tray mounts underneath the work surface.



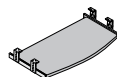
TKBMT24 – Retractable rectangle 15" x 24¾" keyboard mouse tray mounts underneath the work surface.



TKBMT27 – Retractable rectangle 15" x 27¼" keyboard mouse tray mounts underneath the work surface.



TKBMT29 – Retractable rectangle 15" x 29" keyboard mouse tray mounts underneath the work surface.



TKBMT27 – Retractable curved 12" x 27" keyboard mouse tray mounts underneath the work surface.

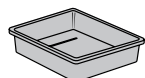


CPUCADDY – Mobile CPU holder measures 19¾"W x 10¾"D x 10¾"H and can accommodate a CPU between 3" to 8" in width. A cable lock is included with each unit to secure the CPU holder to a table leg.

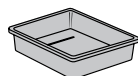


FTTCPU – Adjustable CPU holder dedicated for Flip-Top Technology Tables. Measures 12¼"L x 10½"W x 16"H and can be positioned on the inside or the outside of a table leg while supporting a CPU ranging from 2½" to 8½" wide.

STORAGE



UBOOK – Plastic book box measuring 15½"W x 14"D x 4½"H.



UTOTE – Plastic tote tray measuring 12"W x 16"D x 4"H. Metal runners measure 1½"W x ¾"D x 13½"L.



BHPEG1 – Backpack hanger for Makerspace and Tetra Tables.



BHPEG2 – Backpack hanger for Flip-Top Technology and Hinged Wire Trough Tables.

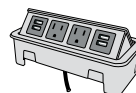


TRBH – Wire backpack hanger for Tetra, Makerspace, Flip-Top Technology and Hinged Wire Trough Tables.

POWER/COMMUNICATIONS



T762ELECT – A 12-foot cord power strip with diagnostic LEDs features seven outlets and exceeds IEEE 587 category A & B surge suppression specifications.



NACR – In-surface power/data port pops up when needed and conveniently closes shut when not in use. Includes two power and four USB outlets with a 6-foot power cord.

WIRE MANAGEMENT



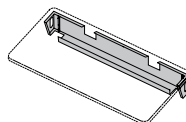
GR1, GR2, GR3 – One, two or three factory installed 6½" x 3" ABS plastic grommet(s) with a hinged lid(s).



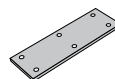
UGRMT27 – Grommet kit including two 2¾" grommet covers with matching sleeves. Table drilling and grommet installation to be done by customer.



UGRMT35 – Grommet kit including two 3½" grommet covers with matching sleeves. Table drilling and grommet installation to be done by customer.



TWMP36, TWMP48, TWMP60 and TWMP72 – Dedicated 4000 Series tables wire management panels, featuring 5" wide cable troughs and two 7" x 2" mounting cutouts, neatly and efficiently route power and communications cables beneath work surfaces. Individual TWMP models fit the following table sizes: TWMP36 for 36" rectangular tables; TWMP48 for 48" rectangle tables; TWMP60 for 60" rectangle tables; TWMP72 for 72" rectangle tables.



UGANG – Connecting tie plate kit provides firm, semi-permanent connections between adjoining tables or shelves. Each pack contains 2 steel tie plates and 12 screws.

STORAGE

Virco's versatile storage solutions provide organization from the classroom to the boardroom. Traditional wood or sturdy metal bookcases feature adjustable shelves and a variety of sizes and configurations, while mobile storage cabinets deliver maximum flexibility and convenience. Vertical and lateral filing systems offer locking drawers that fully extend to easily find documents and keep them secure. A range of stylish and functional presentation towers and media carts allows educators to organize and store learning materials while providing an effective place to deliver presentations. And because storage space is often as dynamic as the task on hand, many styles can add casters for easy movement from place to place.






Topaz™ Series – Mobile Cabinets

The Topaz Series Mobile Storage Collection offers an array of styles, sizes and configurations. These durable and functional mobile storage units are available with either adjustable shelves, removable tote trays or pull-out drawers. All models are equipped with two swivel casters for smooth mobility, while two locking casters keep units in place when needed.



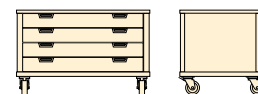
Mobile Storage Cabinet

MODEL	SIZE	#OF SHELVES	DESCRIPTION
TZMS4830	48"W x 30"D x 30"H	2 shelves, 1 adjustable	Two hinged doors
TZMS4848	48"W x 30"D x 48"H	3 shelves, 2 adjustable	Two hinged doors
TZMS4864	48"W x 30"D x 64"H	4 shelves, 3 adjustable	Two hinged doors
TZMS4830ND	48"W x 30"D x 30"H	2 shelves, 1 adjustable	Mobile storage without doors
TZMS4848ND	48"W x 30"D x 48"H	3 shelves, 2 adjustable	Mobile storage without doors
TZMS4864ND	48"W x 30"D x 64" H	4 shelves, 3 adjustable	Mobile storage without doors




Mobile Storage Cabinet with Drawers

MODEL	SIZE	#OF DRAWERS	DESCRIPTION
TZMS4830DRW	48"W x 30"D x 30"H	4	Four pull-out drawers



Mobile Storage Cabinet with Tote Trays

MODEL	SIZE	#OF TOTE TRAYS	DESCRIPTION
TZMS4848TT	48"W x 22"D x 48"H	33-TT12183 15-TT12166* 6-TT121812**	Two hinged doors
TZMS4848TTND	48"W x 22"D x 48"H	33-TT12183 15-TT12166* 6-TT121812**	Open faced without doors



Tote tray sizes can be mixed creating a variety of configurations. *Leaves one 3"H slot per column **Leaves three 3"H slots per column

Topaz™ Series – Classroom Cart

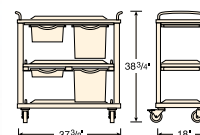
Topaz Series Classroom Carts conveniently store, organize and transport all essentials for teachers and students alike. Casters offer quick and smooth mobility from one task to the next – two locking casters keep the cart in place when necessary. Spacious shelves offer ample storage, while the smooth flat top can be used as a workspace. Guide rails on the lower shelves accommodate 3", 6" and 12" tote trays so instructors can interchange trays based on their needs.



TZCART

37³/₈"W x 18"D x 38³/₄"H

Topaz Series classroom cart features three non-adjustable shelves; top shelf measures 36" x 18"; middle and bottom shelves measure 31³/₈" x 16¹/₂".



Topaz™ Series – Accessories



TT12183
12¹/₄"W x 18⁵/₈"D x 3"H



TT12186
12¹/₄"W x 18⁵/₈"D x 6"H



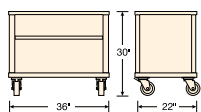
TT121812
12¹/₄"W x 18⁵/₈"D x 12"H

Topaz™ Series – Mobile Bookcases

Topaz Series Mobile Bookcases deliver efficient storage solutions for the classroom and beyond. Casters offer flexibility to rearrange when needed, while convenient front-locking casters keep the bookcase in place when not in motion. Shelves adjust in 1/2" increments – maximizing storage and providing a customizable solution for any classroom setting.

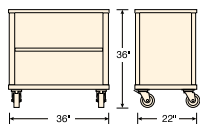


36" Width Mobile Bookcase



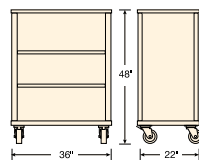
TZBC3630

36"W x 22"D x 30"H bookcase (2 shelves, 1 adj).



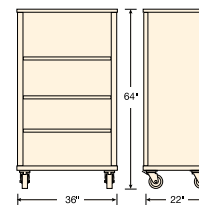
TZBC3636

36"W x 22"D x 36"H bookcase (2 shelves, 1 adj).



TZBC3648

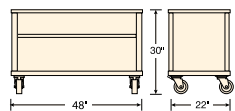
36"W x 22"D x 48"H bookcase (3 shelves, 2 adj).



TZBC3664

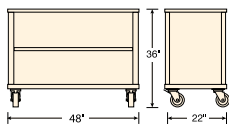
36"W x 22"D x 64"H bookcase (4 shelves, 3 adj).

48" Width Mobile Bookcase



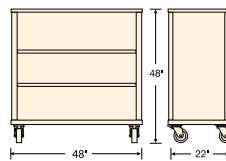
TZBC4830

48"W x 22"D x 30"H bookcase (2 shelves, 1 adj).



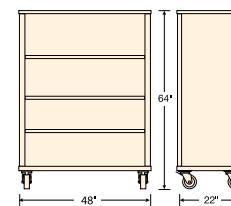
TZBC4836

48"W x 22"D x 36"H bookcase (2 shelves, 1 adj).



TZBC4848

48"W x 22"D x 48"H bookcase (3 shelves, 2 adj).



TZBC4864

48"W x 22"D x 64"H bookcase (4 shelves, 3 adj).

i Tip-Over Prevention

Furniture tip-overs can cause serious injuries; for your safety, **ALL BOOKCASES 60" TALL AND OVER MUST BE SECURELY ANCHORED TO A WALL** with the provided safety restraints.

All Virco bookcases 60" tall and over include a Safety Restraint Kit which provides a safety lanyard, hardware and assembly instructions.



Attach lanyard to wall studs and bookcase top surface. This safety measure applies to solid wood, laminated wood and metal bookcases over 60" high.

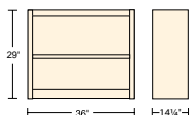




Plateau® Series – Bookcases

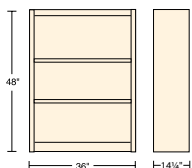
Plateau Series heavy-duty, yet stylish bookcases feature adjustable-height steel shelves, fully welded steel frames, and durable laminated top and side panels. Bookcases measure 14¼" deep and are available in either 36" or 48" widths. All models are equipped with 11" deep shelves that adjust in ½" increments.

i 60", 72" and 84" high bookcases must be anchored to a wall. See page 150 for details.



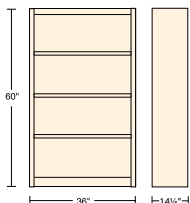
PTBC2936

36"W x 29"H bookcase with two shelves (one adjustable shelf).



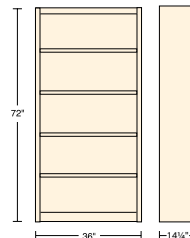
PTBC4836

36"W x 48"H bookcase with three shelves (two adjustable shelves).



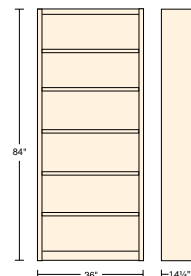
PTBC6036

36"W x 60"H bookcase with four shelves (three adjustable shelves).



PTBC7236

36"W x 72"H bookcase with five shelves (four adjustable shelves).



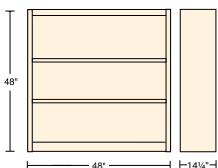
PTBC8436

36"W x 84"H bookcase with six shelves (five adjustable shelves).



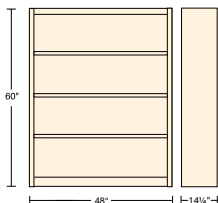
PTBC2948

48"W x 29"H bookcase with two shelves (one adjustable shelf).



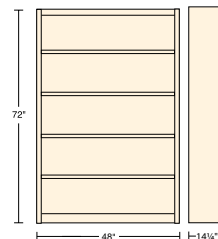
PTBC4848

48"W x 48"H bookcase with three shelves (two adjustable shelves).



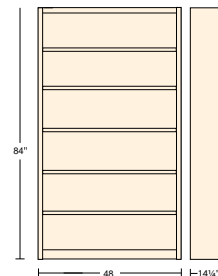
PTBC6048

48"W x 60"H bookcase with four shelves (three adjustable shelves).



PTBC7248

48"W x 72"H bookcase with five shelves (four adjustable shelves).



PTBC8448

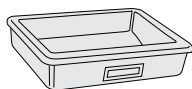
48"W x 84"H bookcase with six shelves (five adjustable shelves).



Steel-Frame Bookcases

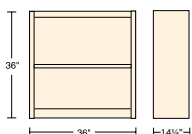
Steel-frame bookcases are engineered for the long haul and available in a variety of heights. Sturdy steel frames give these bookcases superior strength and durability. Bookcases measure 14¼" deep, feature 11" deep adjustable-height shelves that adjust in ½" increments and are available in either 36" or 48" widths.

OPTIONS:



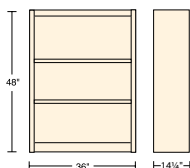
TT1412

14½"W x 11½"D x 3"H Tote Tray.



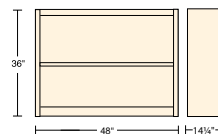
2BC3636

36"W x 36"H bookcase with two shelves (one adjustable shelf).



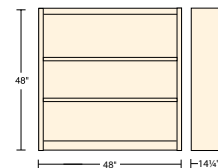
2BC3648

36"W x 48"H bookcase with three shelves (two adjustable shelves).



2BC4836

48"W x 36"H bookcase with two shelves (one adjustable shelf).



2BC4848

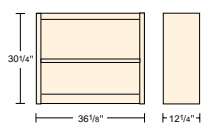
48"W x 48"H bookcase with three shelves (two adjustable shelves).

Metal Bookcases

Metal bookcases feature sturdy steel frames, giving these bookcases superior strength and durability. Bookcases measure 12¼" deep and are available in five stationary models with a range of 30", 42", 52", 72" and 84" heights. All models feature 11" x 35" steel shelves that adjust in ½" increments.

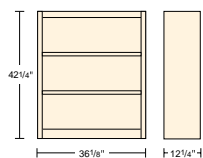


i 72" and 84" high bookcases must be anchored to a wall. See page 150 for details.



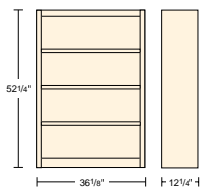
BCM3630

36⅞"W x 30¼"H bookcase with two shelves (one adjustable shelf).



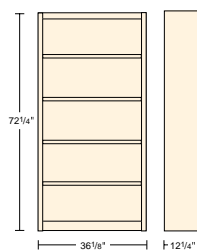
BCM3642

36⅞"W x 42¼"H bookcase with three shelves (two adjustable shelves).



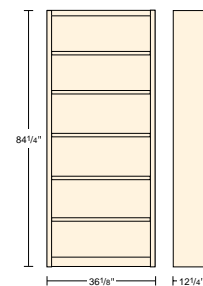
BCM3652

36⅞"W x 52¼"H bookcase with four shelves (three adjustable shelves).



BCM3672

36⅞"W x 72¼"H bookcase with five shelves (four adjustable shelves).



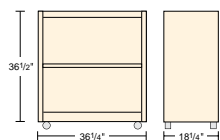
BCM3684

36⅞"W x 84¼"H bookcase with six shelves (five adjustable shelves).



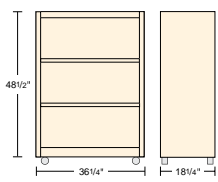
Mobile Metal Bookcases

Mobile metal bookcases are equipped with four 5" swivel casters, two locking and two non-locking, and 17" x 35" steel shelves that adjust in ½" increments. Bookcases measure 18¼" deep and feature sturdy steel frames which offer superior strength and durability.



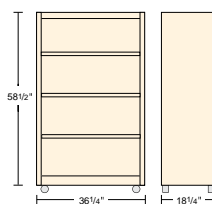
BCMCAST3635

36¼"W x 36½"H bookcase with two shelves (one adjustable shelf).



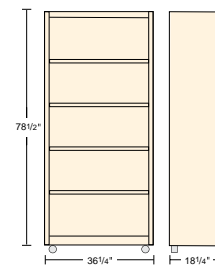
BCMCAST3648

36¼"W x 48½"H bookcase with three shelves (two adjustable shelves).



BCMCAST3658

36¼"W x 58½"H bookcase with four shelves (three adjustable shelves).

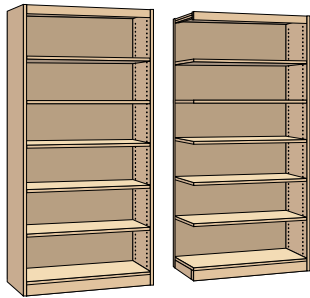
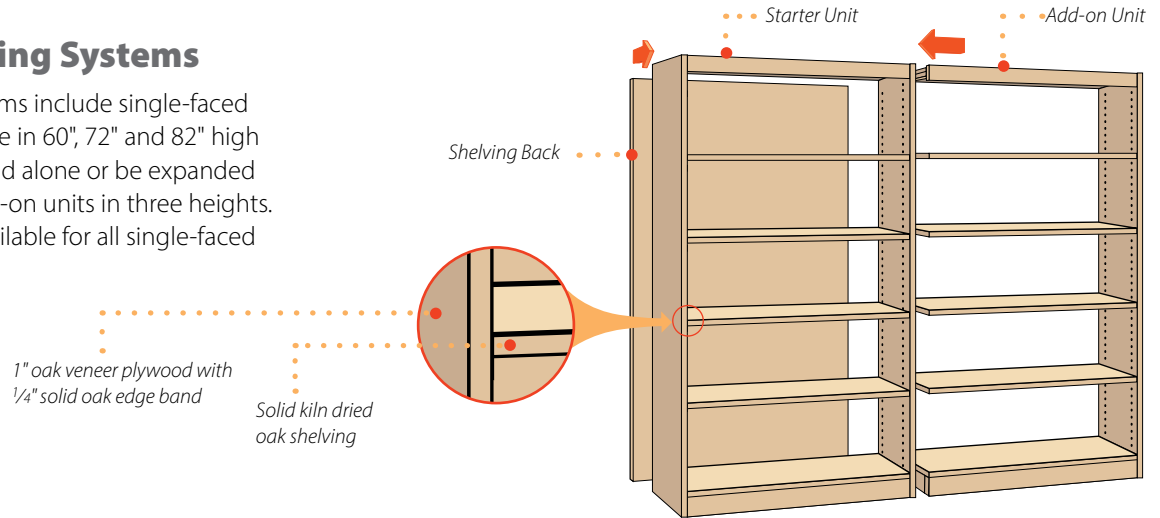


BCMCAST3678

36¼"W x 78½"H bookcase with five shelves (four adjustable shelves).

Library Shelving Systems

Library shelving systems include single-faced starter units that come in 60", 72" and 82" high models; they can stand alone or be expanded with single-faced add-on units in three heights. A shelving back is available for all single-faced starters and add-ons.



LSS371282 (Starter)

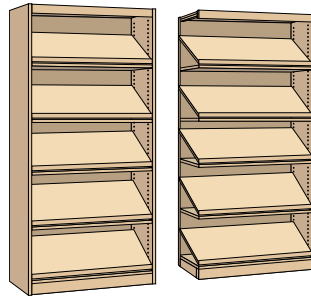
Single-faced 82"H starter with six shelves (five adjustable); 37"W x 12"D x 82"H.

LSA361282 (Add-on)

Single-faced adder unit works with Model LSS371282; 36"W x 12"D x 82"H.

LSB3682

Shelving back for 82"H shelving units (Models LPSS371282 and LPSA361282); 35¾"W x 81"H x ¼" thick.

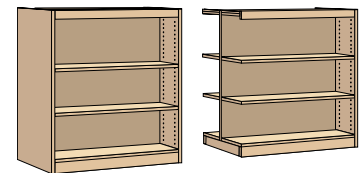


LPSS371282 (Starter)

Single-faced 82"H periodical library shelving starter with five shelves (four adjustable); 37"W x 12"D x 82"H.

LPSA361282 (Add-on)

Single-faced adder unit works with Model LPSS371282; 36"W x 12"D x 82"H.



LS2S372442 (Starter)

Double-faced library shelving with three shelves (two adjustable) per side; 37"W x 23¾"D x 42"H.

LS2A362442 (Add-on)

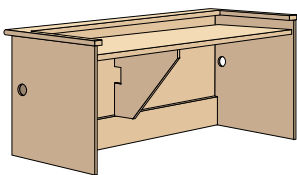
Adder unit to go with Model LS2S372442; 36"W x 24"D x 42"H.

LS2P3642

Double-faced shelving partition for 42"H shelving units. (Models LS2S372442 and LS2A362442); 35¾"W x 41"H x ¼" thick.

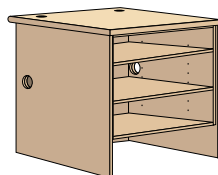
Circulation Desk Components

Circulation desk components feature sturdy particleboard work surfaces and a durable high-pressure laminate finish. Patron-side edges have solid oak bullnose banding that's flush with the thickness of the work surface. Work-side edges have a 1¼" thick solid oak edge band.



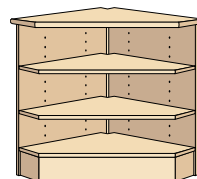
LPDU39

Double-width patron desk unit measures 72"W x 30"D x 39"H (work surface height is 29").




LSU39

Open shelf unit measures 36"W x 30"D x 39"H.



L9032

90-degree open shelf corner unit measures 33"W x 33"D x 32"H.



LEP39

Finished end panel measures 39"H.

Plateau® Series – Mobile Storage Cabinets with Optional Tote Trays

Plateau Series mobile storage cabinets feature a steel frame, laminated panel surfaces, tote tray rails and clear plastic tote trays (sold separately). These cabinets can accommodate up to thirty-six – 3" tote trays; eighteen – 6" tote trays; nine – 12" tote trays; or a combination of the various sizes. Cabinets are equipped with four 3" twin-wheel swivel casters with a brake.



PTMS5145CCBTT

Open-faced storage unit with cork board back; 45"W x 21"D x 51½"H.



PTMS5145CMBTT

Open-faced storage unit with marker board back; 45"W x 21"D x 51½"H.



PTMS5145CTT

Open-faced storage unit with laminated panels on back; 45"W x 21"D x 51½"H.

Mobile Storage Cabinets with Optional Tote Trays

Mobile storage cabinets with optional tote trays feature a steel frame, laminated panel surfaces, tote tray rails and clear plastic tote trays (sold separately). These cabinets can accommodate up to forty – 3" tote trays; or twenty – 6" tote trays; or eight – 12" tote trays; or a combination of the various sizes. Cabinets are equipped with two 5" swivel casters with a tread lock brake and two 5" swivel casters without a brake.



2703TT

Two hinged doors; 56½"W x 22"D x 47½"H.



2703MBTT

Two hinged doors with marker board on back; 56½"W x 22"D x 47½"H.



2703NDTT

Open faced without doors; 56½"W x 22"D x 47½"H.



2703NDMBTT

Open faced without doors with marker board on back; 56½"W x 22"D x 47½"H.

OPTIONAL TOTE TRAY ACCESSORIES



TT121812

12¼"W x 18⅛"D x 12"H Tote Tray.



TT12183

12¼"W x 18⅛"D x 3"H Tote Tray.



TT12186

12¼"W x 18⅛"D x 6"H Tote Tray.

Mobile Storage Cabinets

Mobile cabinets are offered in 36", 66" and 72" heights with thermofused melamine panel surfaces and a range of shelf configuration for storing textbooks, notebooks and related educational materials. Mobile storage cabinets are equipped with two 5" swivel casters with a tread lock brake and two 5" swivel casters without a brake.



2321
One paper drawer; one adjustable shelf with two hinged doors; 48"W x 28"D x 36"H.



2325
Five 44"W x 24½"D x 3½"H paper drawers; 48"W x 28"D x 36"H.



2301-15TT
One fixed and four adjustable steel shelves with 15 tote trays; two hinged doors; 48"W x 28"D x 36"H.



2301DFND
Double-faced cabinet with one adjustable steel shelf on each side; 48"W x 28"D x 36"H.



2501
Four adjustable steel shelves; two hinged doors; 48"W x 28"D x 66"H.



2501-30TT
One fixed and nine adjustable steel shelves with 30 tote trays; two hinged doors; 48"W x 28"D x 66"H.



2502
Eight 24"W adjustable steel shelves; two hinged doors; 48"W x 28"D x 66"H.



2509-24DF
Double-faced cabinet with twelve 14½"W x 11½"D x 12¾"H cubicles; two hinged doors; 48"W x 28"D x 66"H.



2513
Two adjustable steel shelves, two file drawers, two paper drawers, one coat rod and one vanity mirror; two hinged doors; 48"W x 28"D x 66"H.



2601
Five adjustable steel shelves with two hinged doors; 48"W x 28"D x 72"H.

OPTIONAL ACCESSORIES



253424
34"W x 24"D Steel Shelf.



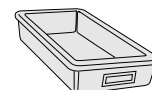
254824
48"W x 24"D Steel Shelf.



254812
48"W x 12"D Steel Shelf.



TT1412
14½"W x 11½"D x 3"H Tote Tray.



TT0919
9"W x 19"D x 4¾"H Tote Tray.



TT1419
13¾"W x 19"D x 4¾"H Tote Tray.

53 Series – Wardrobe Towers

53 Series wardrobe towers provide diverse storage solutions for classrooms, labs and offices. Cabinets are equipped with a locking garment storage area featuring a steel coat rod and a spacious cupboard with a shelf that adjusts in 1/2" increments. Two locking box drawers and one file drawer effortlessly slide open and shut to offer easy, yet secure access to documents and supplies.



MODEL	DESCRIPTION	SIZE
53TW1	Right-side locking garment storage area with coat rod; 2 left-side locking file drawers and cupboard	24¼"W x 24½"D x 64½"H
53TW2	Left-side locking garment storage area with coat rod; 2 right-side locking file drawers and cupboard	24¼"W x 24½"D x 64½"H
53TW3	Right-side locking garment storage area with coat rod; 2 left-side locking box drawers, file drawer and cupboard	24¼"W x 24½"D x 64½"H
53TW4	Left-side locking garment storage area with coat rod; 2 right-side locking box drawers, file drawer and cupboard	24¼"W x 24½"D x 64½"H

OPTIONAL ACCESSORIES:

KEYED-ALIKE LOCK CORE TUMBLER, MASTER KEY

For information on accessories see page 158.

53 Series – Lateral File Cabinets

53 Series lateral file cabinets feature a deluxe ball-bearing slide suspension, which delivers maximum drawer extension, while heavy-gauge cabinet construction provides added strength and durability. File cabinets offer full-width designer drawer pulls and transverse rails that enable easy side-to-side filing of letter-sized or legal-sized documents.

MODEL	DESCRIPTION	SIZE
53LF302D	2-drawer	30"W x 18"D x 28"H
53LF304D	4-drawer	30"W x 18"D x 52"H
53LF305D	5-drawer*	30"W x 18"D x 64"H
53LF362D	2-drawer	36"W x 18"D x 28"H
53LF364D	4-drawer	36"W x 18"D x 52"H
53LF365D	5-drawer*	36"W x 18"D x 64"H
53LF422D	2-drawer	42"W x 18"D x 28"H
53LF424D	4-drawer	42"W x 18"D x 52"H
53LF425D	5-drawer*	42"W x 18"D x 64"H

**The top drawer on 5 drawer files features a flip-up hide-away door.*



OPTIONAL ACCESSORIES:

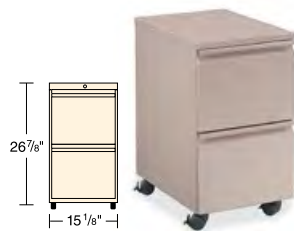
CONVERSION BAR KIT, DRAWER DIVIDER KIT, KEYED-ALIKE LOCK CORE TUMBLER DATA.

For information on accessories see page 158.




53 Series – Mobile Pedestal Cabinets

53 Series mobile pedestal units include four models with two-drawer and three-drawer configurations. Models are equipped with four twin-wheel, locking ABS plastic casters.




53MP1520FF

Features two drawers (file/file); 15½"W x 20¾"D x 26¾"H.




53MP1520BBF

Features three drawers (box/box/file); 15½"W x 20¾"D x 26¾"H.



53MP1520PBF

Features three drawers (pencil/box/file); 15½"W x 20¾"D x 24"H.



53MP1520BF

Features two drawers (box/file); 15½"W x 20¾"D x 21½"H.

OPTIONAL ACCESSORIES:

KEYED-ALIKE LOCK CORE TUMBLER, MASTER KEY, CBK & CBKLG CONVERSION BAR KITS, 53LDD DRAWER DIVIDER KIT

For information on accessories see page 158.



53 Series – Vertical File Cabinets

53 Series vertical file cabinets are equipped with full-extension drawer slides and deluxe steel ball bearings for smooth, quiet drawer performance. File cabinets feature extended-height drawer sides to easily handle hanging folders, a counter weight in every model for enhanced stability, and full-width designer drawer pulls.

MODEL	DRAWERS	SIZE
53VF152D	2 letter-sized drawers	15"W x 26½"D x 28⅞"H
53VF154D	4 letter-sized drawers	15"W x 26½"D x 52⅞"H
53VF155D	5 letter-sized drawers	15"W x 26½"D x 64⅞"H
53VF182D	2 legal-sized drawers	18"W x 26½"D x 28⅞"H
53VF184D	4 legal-sized drawers	18"W x 26½"D x 52⅞"H
53VF185D	5 legal-sized drawers	18"W x 26½"D x 64⅞"H

OPTIONAL ACCESSORIES:

CONVERSION BAR KIT, DRAWER DIVIDER KIT, KEYED-ALIKE LOCK CORE TUMBLER DATA.

For information on accessories see page 158.

53 Series – Metal Storage Cabinets

53 Series metal storage cabinets are sturdy metal cabinets for diverse storage needs in classrooms, labs, offices and other spaces. Storage cabinets feature adjustable height shelves in ½" increments and core-removable lock controls for both doors with one lock assembly.



53CAB361830

Two shelves (one adjustable);
36¼"W x 18¼"D x 30¼"H.



53CAB361842

Three shelves (two adjustable);
36¼"W x 18¼"D x 42¼"H.



53CAB361852

Four shelves (three adjustable);
36¼"W x 18¼"D x 52¼"H.



53CAB361864

Five shelves (four adjustable);
36¼"W x 18¼"D x 64¼"H.



53CAB361872

Six shelves (five adjustable);
36¼"W x 18¼"D x 72¼"H.

OPTIONAL ACCESSORIES: KEYED-ALIKE LOCK CORE TUMBLER, MASTER KEY

For information on accessories see page 158.

54 Series – Vertical File Cabinets

54 Series vertical files are available in three letter-sized and three legal-sized models. Premium construction features include full-extension steel ball-bearing slides, an anti-tip feature that prevents multiple drawers from extending at the same time, and a standard counter weight. An integral lock controls all drawers, each of which has a convenient label holder.

MODEL	DESCRIPTION	SIZE
54VF152D	2 letter-sized drawers	15"W x 26½"D x 28⅞"H
54VF154D	4 letter-sized drawers	15"W x 26½"D x 52⅞"H
54VF155D	5 letter-sized drawers	15"W x 26½"D x 64⅞"H
54VF182D	2 legal-sized drawers	18"W x 26½"D x 28"H
54VF184D	4 legal-sized drawers	18"W x 26½"D x 52"H
54VF185D	5 legal-sized drawers	18"W x 26½"D x 64"H



OPTIONAL ACCESSORIES:

CONVERSION BAR KIT, KEYED-ALIKE LOCK CORE TUMBLER, MASTER KEY

53 & 54 Series – Features and Accessories



CBK – Conversion Bar Kits

Two powder coated steel bars enable vertical files to accommodate legal size and letter size documents from front to back, rather than side to side.



CBKLG – Conversion Bar Kits

Four powder coated steel bars enable vertical files to accommodate legal size and letter size documents from front to back, rather than side to side.



53LFDD – Drawer Divider Kit

Sturdy steel drawer divider helps you organize drawers.



MMKEY – Master Key

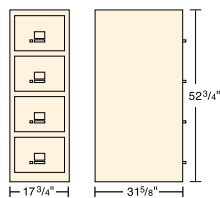
Master key for keyed-alike lock core; includes two keys.

53FKEY – Keyed-Alike Lock Core Tumbler

Includes 2 keys; one change-out control key for each keyed-alike area.

Fire-Resistant Vertical File Cabinet

The fire-resistant vertical file carries the Underwriters Laboratories (UL®) Class 350 one-hour "Record Protection Equipment Classified as to Fire and Impact Resistance" label. With extra-thick steel panels and oven-dried, gypsum-based asbestos-free insulation, this super-duty vertical file model has been UL-listed to protect paper records.



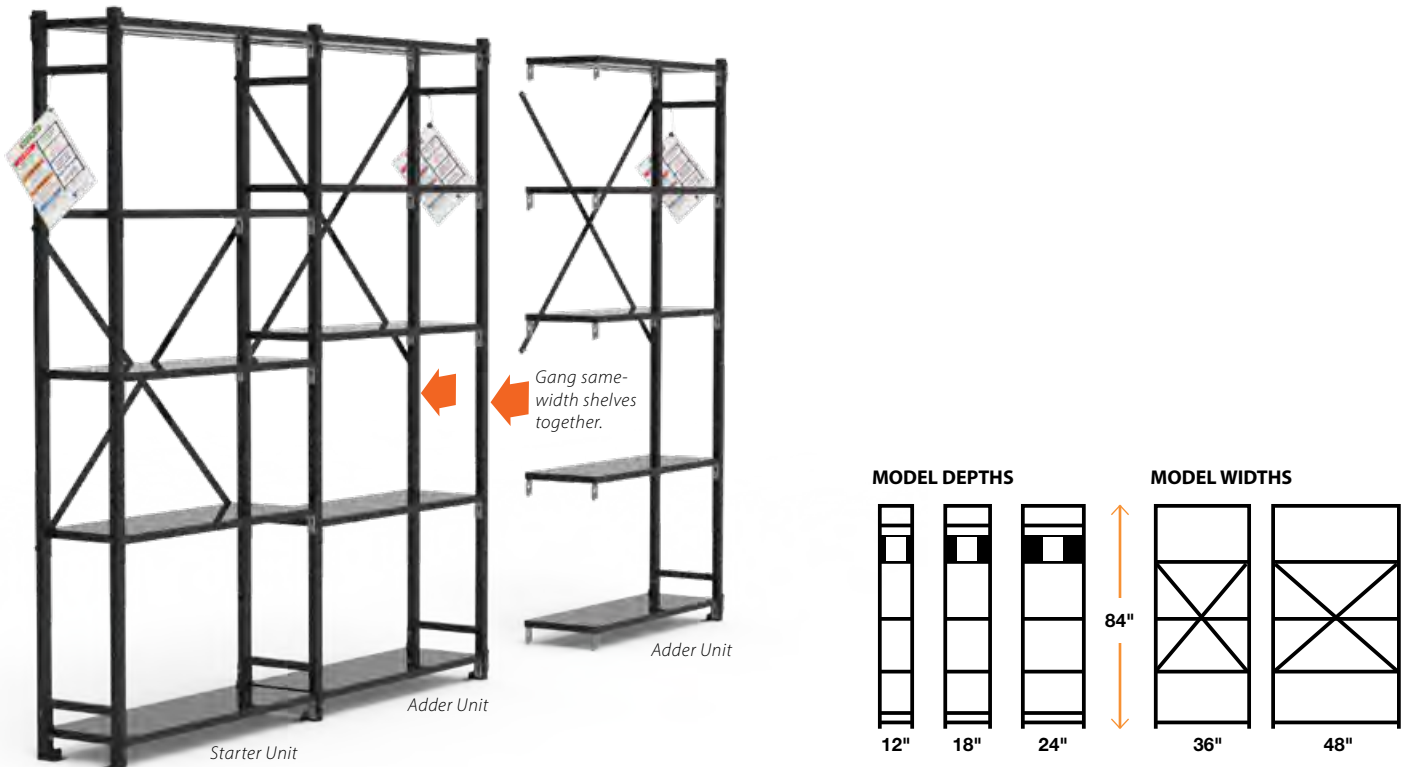
FVF18534DF

UL Listed Fire-Resistant File, 4 letter-sized drawers with lock; 17¾"W x 31⅛"D x 52¾"H.



Virco Storage Shelving

Virco's Storage Shelving features durable all steel construction. Models are 84" high and available in 36" and 48" widths and 12", 18" and 24" depths. Adder units allow users to build on to starter units to create custom storage solutions for any space.



STARTER UNITS

MODEL	DESCRIPTION
VIS1236	36"W x 12"D x 84"H, one fixed shelf and 3 adjustable shelves
VIS1248	48"W x 12"D x 84"H, one fixed shelf and 3 adjustable shelves
VIS1836	36"W x 18"D x 84"H, one fixed shelf and 3 adjustable shelves
VIS1848	48"W x 18"D x 84"H, one fixed shelf and 3 adjustable shelves
VIS2436	36"W x 24"D x 84"H, one fixed shelf and 3 adjustable shelves
VIS2448	48"W x 24"D x 84"H, one fixed shelf and 3 adjustable shelves

ADDER UNITS

MODEL	DESCRIPTION
VIS1236A	36"W x 12"D x 84"H, one fixed shelf and 3 adjustable shelves, requires starter unit
VIS1248A	48"W x 12"D x 84"H, one fixed shelf and 3 adjustable shelves, requires starter unit
VIS1836A	36"W x 18"D x 84"H, one fixed shelf and 3 adjustable shelves, requires starter unit
VIS1848A	48"W x 18"D x 84"H, one fixed shelf and 3 adjustable shelves, requires starter unit
VIS2436A	36"W x 24"D x 84"H, one fixed shelf and 3 adjustable shelves, requires starter unit
VIS2448A	48"W x 24"D x 84"H, one fixed shelf and 3 adjustable shelves, requires starter unit

OPTIONAL ACCESSORIES:

MODEL	DESCRIPTION
VISANCHOR	Optional anchor kit for 18"D and 24"D shelving units. Char Black only.



tip resistant furniture

Storage Cabinets with Tote Trays – Early Childhood Storage Units

Tote tray storage cabinets help keep early learning environments organized. Good for storing books, toys and games, these storage cabinets are fit to meet a variety of early learning classroom needs.



ECSTORTTCL12

See-all storage unit with three shelves and 12 tote trays; 33"W x 14"D x 21"H.



ECCUB304829

Double-sided storage unit with two large shelves, 12 cubbies and tote trays on one side, and three full-length shelves on the other; four heavy-duty casters; 48"W x 29"D x 30"H.



ECCUB2436TTC

One-sided storage unit with 10 trays and cubbies and heavy-duty casters; 24"W x 15"D x 38"H.



ECCUB4836TT25

One-sided storage unit with 25 trays and cubbies and four heavy-duty casters; 48"W x 15"D x 38"H.



ECCUB4836TT30

One-sided storage unit with 30 trays and cubbies and four heavy-duty casters; 58"W x 15"D x 38"H.

Storage Lockers – Early Childhood Storage Lockers

Storage lockers are available in a wide selection of units for early learning environments. All lockers come with a Tip-Me-Not™ footprint and have two hooks per section to maximize hanging space. Models with extra-deep lower shelves give children a place to sit and two-sided locker models provide double the storage space with 10 locker sections.



ECLOK3655

Tot-sized locker lower storage and two coat hooks in each of its five sections; 54"W x 15"D x 36¾"H.



ECLOK4848

Five-sectioned unit with top and bottom compartments and two coat hooks per section for jackets and other garments; 48"W x 15"D x 49"H.



ECLOK4854S

Seat locker features an extra-deep lower shelf where small children can sit, two coat hooks per section, 11" deep upper compartment and a 14" deep lower compartment; 54"W x 15"D x 49"H.

Open Storage Cabinets – Early Childhood Storage Units

Open storage cabinets are available in a wide selection of units for early learning environments with diverse storage needs. Select units have an extra-deep 18" base; hinged models on casters are also available.



ECCUB244818 (front)
Extra-deep mobile one-sided storage unit with two shelves and five compartments; 48"W x 18"D x 23½"H.



ECCUB244815 (front)
Mobile one-sided storage unit with two shelves and five compartments; 48"W x 15"D x 23½"H.



ECCUB364815 (front)
Mobile one-sided storage unit with three shelves and eight compartments; 48"W x 15"D x 38"H.

ECCUB304818 (back)
Extra-deep mobile one-sided storage unit with two shelves and five compartments; 48"W x 18"D x 30"H.

ECCUB304815 (back)
Mobile one-sided storage unit with two shelves and five compartments; 48"W x 15"D x 30"H.

ECCUB364818 (back)
Extra-deep mobile one-sided storage unit with three shelves and eight compartments; 48"W x 18"D x 38"H.



ECCUB249615
Mobile folding storage unit with ten compartments; can be folded and secured with latch; 96"W x 15"D x 23½"H (unfolded).



ECCUB309615
Mobile folding storage unit with ten compartments; can be folded and secured with latch; 96"W x 15"D x 30"H (unfolded).



ECSTORPUZ
Table-top puzzle rack; 12 puzzle capacity; 14¾"W x 14"D x 157⁄8"H.



ECCUB483615
Multi-purpose bookshelf with four shelves; 36"W x 15"D x 49"H.



ECCUB484816
Multi-purpose storage unit with 15" square cubbies; 48"W x 15"D x 48"H.

Book Display Stands

Book display stands offer your early learning environments durable, spacious book display and storage solutions. For early learning classrooms with a large number of books, double-sided mobile units offer large amounts of shelf space, back and side storage. Other models provide markerboard backs or double duty as book displays and storage units



ECBKRAK5DF

Double-faced book display stand with four shelves per side; 30"W x 15½"D x 29"H.



ECBROWSER

Mobile book browser with 8-section top, a side easel and lower storage area; 48"W x 29"D x 23½"H.



ECLCTRHWHT

Book display stand with storage and white markerboard; 24"W x 15"D x 28"H.

ECBKRAK5

Five shelves in front; four-shelf storage area on reverse side; 30"W x 11"D x 29"H.



ECBKRAK6BRD

Six shelves in front that can accommodate 30 books; two additional storage shelves and markerboard on reverse side; 30"W x 25"D x 30"H.



ECBKRAKDH

Mobile hinged double-sided book display with four shelves (three adjustable) on either side; each side measures 48"W x 18"D x 50"H, opens to 96"W.



Presentation Stations

Presentation stations are ideal for classroom, office and seminar applications that require mobility and multimedia workstations. Offered in our popular TEXT and Plateau Series, Virco presentation stations provide optimal versatility and functionality with spacious work surfaces, wire management solutions, and casters to deliver smooth movement throughout any environment.



TEXT® Series Presentation Station – TEPS

48"W x 24"D x 26"-34"H

TEXT Series presentation station features a high-pressure laminate top with two grommets, an adjustable top height of 26" to 34" and 3" twin-wheel locking casters. Other features include a perforated steel modesty panel, a wire management tray, a 13" x 22" plastic pencil drawer and a leg-mounted wire chase.



Plateau® Series Presentation Station – PTPS

36"W x 24"D x 39½"H

Plateau Series presentation station features a high-pressure laminate top with two grommets; four 2" diameter legs – each with a convenient wire chase – and a 19" x 31" shelf with mounting brackets.

OPTIONAL ACCESSORIES

BOOKSTAND, SHELF, MODESTY PANEL, CASTERS

Lecterns

The Plateau Series mobile lectern is ideal for classroom lectures, seminars and public speaking events. The lectern features high-pressure laminate and durable die-cast legs, while casters provide easy mobility.



Plateau® Series Lectern - PTLCTRN

Plateau Series mobile lectern features a storage compartment, slanted bookstand and modesty panel; 28"W x 20"D x 42"H.

Carts

Mobile book carts make viewing, storing and transporting books convenient for students and teachers. All carts feature four casters for easy mobility.



LBT33

Wooden library cart with four sloping two-sided shelves and 4" casters. 17"D x 33"W x 44"H.



LIBRARBOOKB

Mobile three-tiered unit with nine divided plastic book tubs measuring 6" x 12" x 15" with five wire pockets on each end; 41"W x 36"H x 17"D.

CARTS AND DOLLIES

Virco's line of furniture trucks and dollies transport and store Virco furniture with safety and ease. Designed to deliver maximum maneuverability, sturdy steel construction and heavy-duty casters provide balanced control when transporting Virco stackable chairs and folding tables. When furniture is not in use, simply move and neatly store away for a convenient space-saving solution.





Chair Trucks

Safely move and store Virco seating products with our line of durable chair trucks. Trucks and dollies feature sturdy steel frames and rubber swivel casters, which provide smooth control and excellent maneuverability.



HCT6
76"W x 21"D x 38¼"H. The HCT6 enables upright, single-tier storage of selected Virco folding chairs.



HCT8
100"W x 21"D x 38¼"H. The HCT8 enables upright, single-tier storage of selected Virco folding chairs.



HCT6072
68"W x 30¾"D x 69¾"H. This two-tier unit moves and stores a variety of Virco folding chairs.



HCT789
40¾"W x 20¾"D x 61"H. The sturdy HCT789 helps you move a wide range of Virco stack chairs.




HCT4
69½"W x 23¼"D x 44¾"H. The deluxe 4-wheel HCT4 helps you move and store a wide range of Virco stack chairs.

See chart on next page for storage equipment capacities.

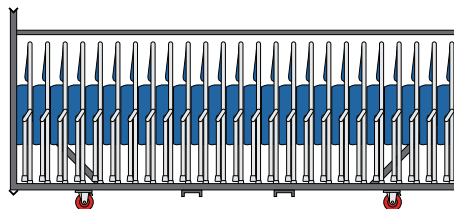
Large-Scale Chair Storage

Virco's ultra-durable chair trucks are able to store and transport a large volume of chairs at once. A heavy-duty steel frame and 8" casters provide a reliable and sturdy solution for banquet halls, hotels, convention centers and schools. Chair trucks may be stacked three-high.

See Stackable Storage on page 169 for more information.



SCT115U
105"W x 60"D x 74¾"H



SCT1978SU

81"W x 43¾"D x 58½"H

SCT1996SU

98½"W x 43¾"D x 58½"H

SCT19125SU

127½"W x 43¾"D x 58½"H

SCT1978KD

81"W x 43¾"D x 58½"H;
Some assembly required.

SCT1996KD

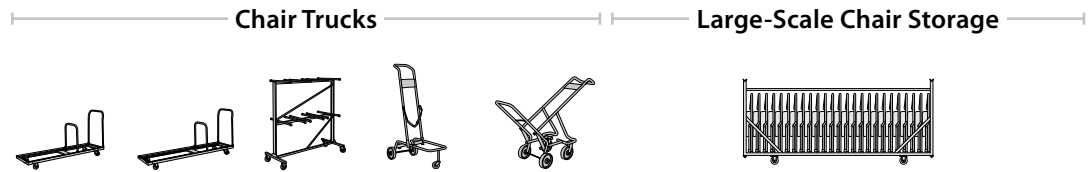
98½"W x 43¾"D x 58½"H;
Some assembly required.

SCT19125KD

127½"W x 43¾"D x 58½"H;
Some assembly required.

See chart on next page for storage equipment capacities.

Storage Equipment Capacities – Chair Trucks and Dollies



	CHAIR MODELS	HCT6	HCT8	HCT6072	HCT789	HCT4	SCT115U	SCT1978SU SCT1978KD	SCT1996SU SCT1996KD	SCT19125SU SCT19125KD
CLASSROOM CHAIRS	2018				5	5				
	2618				5	5				
	3018				4					
	9018				8	8				
	9018P				6	6				
	9618				6	6				
	AN18, AN18EL				8	8				
	N218, N218EL				8	8				
	N318				10	10				
	N918				12	12				
	SG418				6	6				
	ZU418				6	6				
	FOLDING CHAIRS	162	32	42	84					
167		32	42	84						
168		32	42	84						
188		32	42	84						
190G								28	36	50
198G								28	36	50
EVENT CHAIRS	8802				7	7				
	8806				8	8				
	8830SBG				7	8	100			100
	8915				7	7				
	8917				7	7				
	8925				7	7				
	8926				7	7				
	8916SB				6	7	70			70
	8918SB				6	7	70			70
	8919SB				6	7	56			56
	8936SB				6	7	70			70
8970SB				6	7	56			56	

Chair trucks and dollies were designed to be used exclusively with Virco products.

Table Trucks

Easily transport and store Virco folding tables with our robust and convenient table trucks. Heavy-duty swivel casters allow quick and easy mobility throughout any multi-purpose venue. Select table trucks may be stacked three-high.

See Stackable Storage on page 169 for more information.



HTT6

77 $\frac{7}{8}$ "W x 31 $\frac{1}{4}$ "D x 48 $\frac{1}{4}$ "H

HTT8

1017 $\frac{7}{8}$ "W x 31 $\frac{1}{4}$ "D x 48 $\frac{1}{4}$ "H

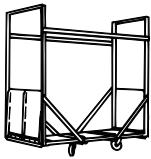
Rugged HTT6 and HTT8 units work with a variety of Virco's rectangular traditional and Core-a-Gator® folding table models.



HRTT1

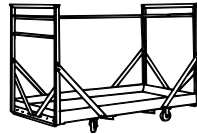
72"W x 30"D x 55"H

The HRTT1 enables the transport and storage of Virco's round traditional and Core-a-Gator® folding table models.



TT575SU

79 $\frac{1}{4}$ "W x 39 $\frac{1}{4}$ "D x 85 $\frac{7}{8}$ "H
Stores round and oval tables.
Stackable table truck.

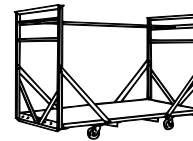


TT1872SU

79 $\frac{1}{4}$ "W x 39 $\frac{1}{4}$ "D x 55 $\frac{1}{4}$ "H
Stores 18" x 72" tables.
Stackable table truck.

TT1896SU

102 $\frac{3}{4}$ "W x 39 $\frac{1}{4}$ "D x 55 $\frac{1}{4}$ "H
Stores 18" x 96" tables.
Stackable table truck.



TT3072SU

79 $\frac{1}{4}$ "W x 39 $\frac{1}{4}$ "D x 55 $\frac{1}{4}$ "H
Stores 30" or 36" x 72" tables.
Stackable table truck.

TT3096SU

102 $\frac{3}{4}$ "W x 39 $\frac{1}{4}$ "D x 55 $\frac{1}{4}$ "H
Stores 30" or 36" x 96" tables.
Stackable table truck.

Storage Equipment Capacities – Table Trucks

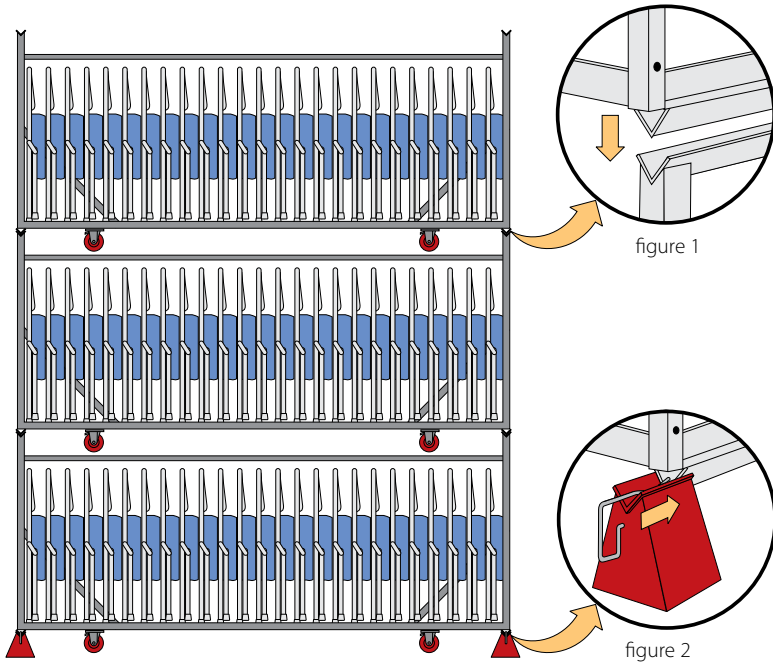
	TABLE MODELS	TOP SIZE	HTT6	HTT8	HRTT1	TT575SU	TT1872SU	TT1896SU	TT3072SU	TT3096SU
CORE-A-GATOR	611872	18" x 72"	12				22	22		
	611896	18" x 96"		12				22		
	612472	24" x 72"	12						11	11
	613060	30" x 60"							15	15
	613072	30" x 72"	12						11	11
	613096	30" x 96"		12						11
	613672	36" x 72"	12						11	11
	613696	36" x 96"		12						11
	6160R	60" Round			7	9				
	6166R	66" Round			7	9				
6172R	72" Round			7	9					
6000 SERIES	601860	18" x 60"					28	28		
	601872	18" x 72"	16				30	30		
	601896	18" x 96"		16				30		
	602448	24" x 48"							14	14
	602460	24" x 60"							14	14
	602472	24" x 72"	16						15	15
	602496	24" x 96"		16						15
	603060	30" x 60"							14	14
	603072	30" x 72"	16						15	15
	603096	30" x 96"		16						15
	603672	36" x 72"	16						15	15
	603696	36" x 96"		16						15
	6060R	60" Round			10	13				
	62000 SERIES	623072	30" x 72"	16						15
623096		30" x 96"		16						15
6260R		60" Round			10	13				

Table trucks were designed to be used exclusively with Virco products.

Stackable Storage

Select Virco storage trucks may be stacked three-high, allowing three times the number of chairs and tables to be stored in the same footprint that would otherwise be occupied by a single truck, maximizing the use of vertical storage space. V-shaped bars on the top and bottom of these storage carts hold stacked units in place (see figure 1).

PLEASE NOTE: Virco's floor support stand system (model SCTSBL) must be used when storage trucks are stacked. When in use, a coupler rod holds each of the system's stands in place (see figure 2).



SCTSBL

Virco's starter blocks protect casters when storage trucks are being stacked by keeping the weight off the casters. Virco's floor support stand system must be used when storage trucks are stacked and is designed for use with the following storage truck models: TT57SU, TT1872SU, TT1896SU, TT3072SU, TT3096SU, SCT111SU, SCT111KD, SCT1978SU, SCT1978KD, SCT1996SU, SCT1996KD, SCT19125SU, and SCT19125KD.

The storage unit model numbers have either "SU" or "KD" endings. Welded SU models are shipped already "set-up" and require no assembly. KD, or "knock-down" units are shipped in component form and do require some assembly prior to use.



ESSENTIALS

To meet the comprehensive equipment needs of education facilities, we've grouped an assortment of products to round out these spaces. From clocks, pencil sharpeners, whiteboards and flags to school clinic, outdoor furniture and trash cans, we've got it covered. This selection of products is reliable and cost-effective and designed to withstand the rigors of today's classroom and office use.





Easels and Whiteboards

Whether they're used for a multi-media presentation, to display student work or an impromptu point in writing, easels and whiteboards can be great tools for the campus. Easels and whiteboards are available in multiple double-sided models, mobile and expandable and offer shelves and trays for accessories, storage of books, papers and other materials.



EC3ESLMRK

Early learning three-way adjustable easel with plastic utility tray on each side; 20"W x 24"D x 48"H.



ECEASLE

Early learning double-sided, adjustable-height markerboard easel with two storage trays; 20"W x 24"D x 48"H.



ARTCNTR

Early learning double-sided art center with four angled hardboard surfaces and lower storage area; 48"W x 15"D x 44"H.



BRDMAG4896

Porcelain, magnetic markerboard with aluminum frame. One marker and eraser included; 96"W x 48"H.



BRDESLBLTUB

Mobile easel with two dry-erase surfaces, two snap-on chart hooks, four removable plastic tubs and a middle shelf with upright marker storage; 31½"W x 32"D x 56½"H.



BRDROAM

Mobile double-sided whiteboard with built-in accessory tray. Nesting feature allows multiple units to fit within a single footprint.

Writeable surface: 36"W x 42"H.
Overall dimension: 36"W x 25"D x 68½"H.



BRDNEXUSTAB

Double-sided whiteboard tablet can be used with additional whiteboard easels or as hand-held writing surfaces.

Writeable surface: 21¾"W x 25½"H.
Overall dimension: 28"W x 1"D x 28"H.



BRDNEXUSIDEA

Mobile double-sided whiteboard with a dry erase and magnetic surface. Workspace is expandable with side pegs that accommodate up to four tablets (tablets sold separately).

Writeable surface: 70"W x 46"H.
Overall dimension: 76"W x 21"D x 76"H.



BRDNEXUS

Mobile double-sided whiteboard with a dry erase and magnetic surface. Workspace is expandable with side pegs that accommodate up to four tablets (tablets sold separately).

Writeable surface: 34"W x 46"H.
Overall dimension: 40"W x 21"D x 76"H.



BRDNEXUSPLUS

Mobile double-sided whiteboard with a dry erase and magnetic surface. Workspace is expandable with side pegs that accommodate up to eight tablets (tablets sold separately). Tablet storage is included in easel design.

Writeable surface: 26"W x 39"H.
Overall dimension: 33"W x 21"D x 76"H.



BRDNEXUSPLUS4

Mobile double-sided whiteboard with a dry erase and magnetic surface. Workspace is expandable with side pegs that accommodate up to eight tablets (four tablets included). Tablet storage is included in easel design.

Writeable surface: 26"W x 39"H.
Overall dimension: 33"W x 21"D x 76"H (with tablets not hanging).

Early Learning Playtime – Dramatic, Block and Game Play

Playtime is an important part of an early childhood learning environment. From a dress-up center with a full-length mirror to a 5-in-1 kitchen center, play stations encourage students to stretch their imaginations through make-believe.



ECIRONSET

Wood ironing board and iron; 24"W x 8"D x 25"H.



ECMIRROR

Acrylic mirror without tilt; 15"W x 2"D x 49"H with a 12"D base.



ECBLOCKBIN

Mobile storage block bin; 24"W x 24"D x 16"H.



ECDOLLCHAIR

Wood high chair for dolls; 12½"W x 12"D x 24"H.



ECBROOMKIT

Housekeeping station with mop, broom, duster and pan in stand; 12"W x 12"D x 21"H.



ECKTCNTR

Kitchen center with full-length Pinch-Me-Not™ doors, a range with "burners", a removable plastic sink tray, an overhead storage unit and a playtime microwave; 40"W x 15"D x 40"H.



ECSINK

Step-up-n-wash step stool with hand holds on each side and slip-resistant strips on each step; 18"W x 15"D x 28"H.



ECKTCHN

Kitchen set includes set of 4 appliances with hutch, range, sink, and refrigerator.

Sink: 20½"W x 15"D x 22¾"H

Range: 20½"W x 15"D x 22¾"H



Hutch: 20½"W x 15"D x 35"H

Refrigerator: 20½"W x 15"D x 36"H



ECDRESS

Dress-up center with garment hooks, upper shelf and mirror; 30"W x 15"D x 30"H.



ECBNPLAY

Build-n-play table includes reversible top panels featuring checkerboard pattern and Lego® and Duplo® block plate with two large storage bins and two lower shelves; 36½"W x 18"D x 19"H.



ECTHEATER

Deluxe puppet theater with curtains, curtain rod and two writable chalkboard surfaces; puppets are not included; 47"W x 6"-18"D x 48"H.



ECSWT4617T

Sand and water sensory table with top includes a 6" deep plastic liner, a drain plug and casters on two legs. 46"W x 17"D x 24"H.



ECDOLLBED

Wood doll bed; 21½"W x 11¾"D x 9¼"H.



ECBLOCKS183

Hardwood block set with 24 different shapes; 183 total pieces.

Early Learning Rugs

Early learning rugs help students learn to count, use a calendar and to identify the 50 U.S. states. All rugs have double-stitched edges and are Carpet Guard stain protected.



RUGBL100140

Blocks-of-Fun rug helps teach basic shapes and numbers; 8'4" x 11'8".



RUGCA90144

Calendar rug to help children learn the days of the week and months of the year; 8'4" x 13'4".



RUGDA100140

Discover America geography rug; 8'4" x 11'8".

Projection Screens

Projection screens are offered in two sizes, 60" x 60" and 70" x 70". A bracket kit (Model KBRKT2) is available to allow you to wall-mount either screen so it hangs at a distance of six inches from a wall.

SCRN6060

Matte white projection screen; wall or ceiling mount; 60" x 60".

SCRN7070

Matte white projection screen; wall or ceiling mount; 70" x 70".



KBRKT2

Pair of 6" wall-mount brackets for models SCRN6060 and SCRN7070; Color: White; 2-pack kit.

Flags



FLAGIN1624 (shown)

16" x 24" U.S. flag mounted on a 7/16" x 48" staff; sold in cartons of 12.

FLAGIN2436

24" x 36" U.S. flag mounted on a 7/16" x 48" staff; sold in cartons of 12.

FLAGHOLD

Steel flagstaff holder, sold in cartons of 12; for use with models FLAGIN1624 or FLAGIN2436.



FLAGIN3660SET

Flag set includes 3' x 5' fringed flag, admiral floor stand, 2-piece polished oak pole, 7" gold plated eagle, and golden yellow cord and tassels.

Art Equipment

Art equipment keeps your space organized while facilitating creative activities. Heavy-duty drying and storage units feature an all-steel welded frame, casters for mobility and can hold charts, posters, fabrics and prints. Additional art equipment includes a folding wooden drying rack, a mobile storage rack that holds up to eight large rolls of art paper, and a ware cart with optional shelves for ceramics and related art projects.



ARTROLA

Mobile Rola-Rack™ art equipment that holds up to eight large paper rolls; 38"W x 25"D x 52½"H.



ARTDRY1

Foldable art project drying rack; 25"W x 33"D x 37"H.



ARTDRY40

Double-sided drying rack with 40 shelves measuring 20"W x 16"D; overall dimensions 20"W x 32"D x 26¼"H.



ARTCART (shown with ARTCARTSH)

Ware cart with nine shelf supports and optional 12" deep exterior-grade plywood shelves (shelves sold separately - Model ARTCARTSH); 35"W x 24"D x 72¾"H.

ARTCARTSH

Set of twelve 12" deep exterior-grade plywood shelves for Model ARTCART; 12"W x 32"L.

Building Services

Building services and equipment that helps you effectively meet your school's specialty product needs.



FABEDPD

First-aid bed with 2" foam padding, vinyl upholstery, adjustable headrest and chromed legs. 26"W x 74"L x 18"H.



FATREAT

Exam/therapy/taping table with hardwood frame, 2" foam padding with vinyl upholstery, adjustable headrest and paper dispenser. 28"W x 74"L x 31"H.



ECCOT

Standard cot for early learning environments. 53"W x 23"D x 5"H.



DFASCALE

Digital first aid scale that measure students who are up to 7' tall.



FASTOOL

Medical swivel stool with adjustable height, die-cast, aluminum base and dual wheel casters. 16" diameter x 17"-22"H.



LIBSTPSTL

Mobile two-step step stool with soft, slip-resistant pads on both sides; wheels retract when stepped on; 16" diameter x 13½"H.



CLOCK12

12" diameter wall-mounted quartz clock with shatter-resistant safety lens.



KPHYSED

Portable rugged ball locker with four multi-directional wheels and lockable hinged top; balls not included; 24"W x 42"L x 36"H.



TRSHCANMED

Hinged lid trash can with foot-actuated lever, 3½-gallon capacity; 10" diameter x 15¾"H.



TRSHCAN

Plastic waste basket, 10¼-gallon capacity; 15¼"W x 11"D x 19¾"H.



TRSHCANREC

Plastic recycling waste basket, 41¼-quart capacity; 11"W x 15¼"D x 19¾"H.



TRSHCAN55GLID

Lid for model TRSHCAN55G.

TRSHCAN55G

Plastic trash can, 55-gallon capacity; 26½" diameter x 33"H.

HCTTRASH

Dolly for model TRSHCAN55G.



BT19318D

8' picnic table with diamond pattern surfaces; green plastic-coated metal with black frame; 30" x 96" top and 12" deep benches.



BT1272

Coated 6' portable park bench with diamond pattern surfaces; green plastic-coated metal with black frame; overall dimensions 72"L x 24"D x 36"H; bench is 12"W and 18"H.



TRSHCANOUT

Outdoor trash can, 32-gallon capacity; 24" diameter x 30"H.



INFORMATION



VIRCO COLOR PROGRAM

















Virco products are available in an inspiring array of colors and frame finishes, allowing a full range of expressions from traditional to modern. Because color has such an impact on how individual products are perceived, and furthermore, because a roomful of furniture can read differently than an individual sample, we encourage you to order samples to confirm compatibility with your overall design plan. Please see the back page of this brochure for information on how to order samples.

Virco offers a variety of lead-time-specific color programs – please contact your local Virco Sales Representative for more information. Models and color combinations can be found in our price list.

In addition to our Virco color programs, Virco is capable of providing custom colors and finishes for your specific project. Because of the capabilities and processes available in our U.S. Factories, we have the ability to do custom color matches from samples or swatches for plastics, powder coats, laminates, edge treatments, as well as custom logo designs. Extended lead times may apply to custom projects.

CAUTION: Due to color reproduction variability in printed materials and digital media, Virco recommends that you review product colors on sample coupons or swatches before purchasing to confirm that your product color choices coordinate with the interior spaces for which these products are intended. Virco will provide complimentary sample coupons or swatches for plastic, laminate, powder coat paint and upholstery colors; however, it is the customer's responsibility to request these sample materials. Once you've submitted your request, your Virco Sales Representative will be happy to assist you with this process.

FRAME FINISH COLORS

						
Chrome CHRM	Char Black BLK01	Silver Mist GRY02	Adobe BRN42	Moonstone GRY05	Eclipse GRY11	El Dorado Bronze GLD93
						
Golden Bronze GLD91	* Mocha BRN16	Espresso BRN26	Red RED70	Squash YLW47	Navy BLU51	Forest Green GRN75
		* Mocha is only available on models 162 and 168 folding chairs.				
Clear Coat CLR	Natural Steel NST	Virco's Clear Coat is a transparent secondary powder coat finish that adds extra sheen and protection when applied over other Virco paint finishes. Clear Coat cannot be used as a secondary finish over Virco's Natural Steel paint finish.				

Natural Steel is our unique finishing process that allows the natural patina of raw steel to show through a protective layer of clear urethane-based powder coat. The authentic nature of the steel, including the heat effects of welding, is clearly visible with this finish.


SOFT PLASTIC AND ABS PLASTIC COLORS - Seats, Book Boxes, Stools and Stool Tables Seats

						
<i>Celery*</i> GRN19	<i>Green Apple</i> GRN12	<i>Willow</i> GRN13	<i>Avocado*</i> GRN08	<i>Moss</i> GRN77	<i>Cucumber</i> GRN34	<i>Kelly Green</i> GRN15
						
<i>Forest Green</i> GRN75	<i>Sea Mist</i> GRN07	<i>Teal</i> GRN11	<i>Turquoise</i> BLU45	<i>Horizon</i> BLU14	<i>Sky Blue</i> BLU40	<i>Cobalt Blue</i> BLU65
						
<i>Navy</i> BLU51	<i>Hyacinth</i> BLU44	<i>Lavender</i> PUR45	<i>Wisteria</i> PUR65	<i>Purple Iris</i> PUR43	<i>Wine</i> RED50	<i>Fuchsia</i> RED72
						
<i>Pink</i> RED73	<i>Coral</i> RED53	<i>Paprika</i> ORG31	<i>Red</i> RED70	<i>Guava</i> RED75	<i>Peach*</i> RED35	<i>Sunset</i> ORG30
						
<i>Mustard*</i> YLW21	<i>Papaya</i> YLW44	<i>Lemon Yellow</i> YLW45	<i>Squash</i> YLW47	<i>Gold Finch</i> GLD22	<i>Chocolate</i> BRN14	<i>Arctic White</i> WHT74
						
<i>Moonstone</i> GRY05	<i>Vapor</i> GRY65	<i>Driftwood</i> WHT21	<i>Adobe</i> BRN42	<i>Dusk</i> BRN55	<i>Eclipse</i> GRY11	<i>Graphite</i> GRY41
	<p><i>Minimum quantities and extended lead-times may apply to some of the Soft Plastic & ABS Plastic Colors in this catalog. Please contact your Virco representative or consult Virco's current Factory price list for more information.</i></p> <p><i>* Not available on ABS plastic stools and stool tables.</i></p>					
<i>Black</i> BLK01						

UP STOOL SOFT PLASTIC PLASTIC COLORS

					
<i>White</i> WHT13	<i>Blue</i> BLU53	<i>Yellow</i> YLW25	<i>Salmon</i> RED78	<i>Red</i> RED79	<i>Black</i> BLK07

FRW™ HARD PLASTIC COLORS



MARTEST® 21 HARD PLASTIC COLORS



FRW™ HARD PLASTIC DESK-TOP COLORS



Ask a Virco representative about customizing desk tops by adding your school name or mascot.

CORE-A-GATOR® ABS PLASTIC TOP COLORS



MOBILE CHAIR BASE COLORS



HIGH-PRESSURE LAMINATE COLORS



Ask a Virco representative about customizing laminated tops by adding your school name or logo.

DRY ERASE HIGH-PRESSURE LAMINATE COLORS



DRY ERASE

Dry erase laminates are not recommended for certain surfaces. Ask your Virco Representative for more details. To order products with a Dry Erase surface, add DE to the end of the model number.

WOOD STAINS FOR CIVITAS® PLYWOOD SEATS AND BACKS



ARCHITECTURAL & 3MM EDGE BANDING COLORS - 1 1/8" Profile

This T-Mold banding profile is for the following series: Instructor Media Stations, TEXT®, Textameter®, Parameter®, Plateau®, Lunada®, Crank-Top, ZBOOM Desks, ZUMA® Two-Student Desks and Wheelchair Height Desks. 3MM banding is for Topaz™ Series models.

							
Fusion Maple BRN38	Carmel Sagawood BRN61	Char Black BLK01	Windsor Cherry MHG67	Golden Allusion GLD01	Blond Tuscani BRN09	Moonstone GRY05	
		<p><i>Minimum quantities and extended lead-times may apply to some of the edge banding colors for selected products shown in this catalog. Please contact your Virco representative or consult Virco's current factory price list for more information.</i></p>					
Adobe BRN42	Eclipse GRY11					T-Mold	3MM

















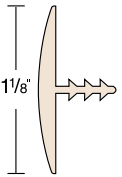
EDGE BANDING COLORS - 3/4" Profile

This banding profile is for the following series: Mobile Cabinets, Steel Frame Bookcases, Mobile Tables and Folding Tables

		
Char Black BLK01	Fusion Maple BRN38	

UNIVERSAL EDGE BANDING COLORS - 1 1/8" Profile

This banding profile is for the following series: 4000, 5000, 5700, 6800, Flip-Top Technology, Tetra™, Tilt-Top Training, HWT (Hinged Wire Trough), Café Table Tops, 540 Teacher's Desk and Molecule Desks.

						
Char Black BLK01	Moonstone GRY05	Blond Tuscani BRN09	Fusion Maple BRN38	Golden Allusion GLD01	Adobe BRN42	Eclipse GRY11
						
Squash YLW47	Green Apple GRN12	Kelly Green GRN15	Forest Green GRN75	Sky Blue BLU40	Cobalt Blue BLU65	Navy BLU51
						
Purple Iris PUR43	Red RED70					


SURE EDGE COLORS



Virco's durable, water-resistant Sure Edge® optional finish is available for an expanded range of tables, student desks and combo units.

Sure Edge forms a seamless, chemically bonded seal that prevents food particles from lodging in table-top edges. As a urethane-based sealant that's applied with an innovative anti-bacterial process for extra cleanliness, Sure Edge won't peel or flake; it even resists fading when exposed to direct sunlight.

We offer urethane-based Sure Edge as an option on our tables, desks and combo units. Whether you choose it for your cafeteria or your classrooms, Sure Edge delivers long-lasting moisture resistant protection. Please consult your current Virco price list for the availability of specific models.



Char Black
BLK01



Moonstone
GRY05



Blond Tuscani
BRN09



Fusion Maple
BRN38



Golden Allusion
GLD01



Adobe
BRN42



Eclipse
GRY11



Squash
YLW47



Green Apple
GRN12



Kelly Green
GRN15



Forest Green
GRN75



Sky Blue
BLU40



Cobalt Blue
BLU65



Navy
BLU51



Purple Iris
PUR43



Red
RED70

Minimum quantities and extended lead-times may apply to some of the Sure Edge® colors in this catalog. Please contact your Virco representative or consult Virco's current Factory price list for more information.

WOOD COMPOSITE LACQUERED EDGE FINISH



Clear
CLR



Smoke
GRY22



Black
BLK01

Shown here are standard edge treatments for 5/8" MDF or particleboard, high-pressure laminate tops on single-pupil desks, chair desks and combo units.

CIVITAS® LACQUERED PLYWOOD EDGE FINISH



Clear
CLR



Red Mahogany
RED81



Smoke
GRY22



Black
BLK01

Shown here are standard edge treatments for 3/4" plywood, high-pressure laminate tops on Civitas table tops with a beveled edge.

STANDARD - No-reveal beveled edge



T1 - 1/2" reveal beveled edge




T2 - 1" reveal beveled edge



PLASTIC / UPHOLSTERY COLORS FOR SAGE™ & ANALOGY® PADDED SEATS

Fabric and soft plastic colors for: Sage and Analogy Series



This fabric is made from 100% recycled polyester.
California Technical Bulletin 117-2013 Section 1
ASTM E84 Class I or A.



Plastic/Upholstery colors shown here are recommended pairings for selected Sage™ and Analogy® models. Customers can choose to match up other plastic and upholstery colors (minimums may apply). Please contact your Virco representative or consult Virco's current Factory price list for more information.

PLASTIC / UPHOLSTERY COLORS FOR PADDED SEATS

Fabric and soft plastic colors for: 9000 Series, 2000 Series



This fabric, except Onyx fabric (BLK261) is made from 73% polyolefin and 27% polyester; Onyx fabric (BLK261) is made from 100% recycled polyester. Graphite (GRY265) and Onyx (BLK261) These fabrics are made from 100% recycled polyester.




Plastic/Upholstery colors shown here are recommended pairings for selected 9000 Series and 2000 Series models. Customers can choose to match up other plastic and upholstery colors (minimums may apply). Please contact your Virco representative or consult Virco's current Factory price list for more information.

NOTE: Padded seats are only available on select models and sizes. Please contact your Virco Sales representative or consult Virco's price list for the availability on specific models.

PLASTIC / UPHOLSTERY COLORS FOR PARISON*

Soft Plastic Backs With Upholstered Padded Seats



This fabric is made from 100% recycled polyester.
California Technical Bulletin 117-2013 Section 1
ASTM E84 Class I or A.

The plastic/upholstery colors shown here are recommended pairings for selected Parison models. Customers can choose to match up other plastic and upholstery colors (minimums may apply). Virco's full selection of soft plastic colors are shown on page 3 of this catalog. Please contact your Virco representative or consult Virco's current Factory price list for more information.

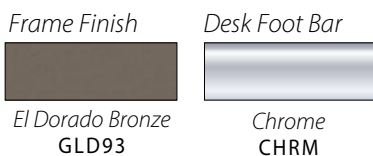


LAMINATE / EDGE, UPHOLSTERY AND STEP STOOL SURFACE COLORS FOR METONYMY*

Bench upholstery and Step Stool surface colors are only available with the designated laminate and edge finish colors in that column.

	Black BLK001	Grey GRY005	Atlantis BLU043	Fusion Maple BRN385	Carmel Sagawood WOD619	Looks Likatre WHT066	Asian Sand MPL008
DESK	Clear CLR	Smoke GRY22	Clear CLR	Clear CLR	Black BLK01	Smoke GRY22	Clear CLR
	Edge / Laminate	Edge / Laminate	Edge / Laminate	Edge / Laminate	Edge / Laminate	Edge / Laminate	Edge / Laminate
BENCH	Upholstery	Upholstery	Upholstery	Upholstery	Upholstery	Upholstery	Upholstery
STEP STOOL	Top Surface	Top Surface	Top Surface	Top Surface	Top Surface	Top Surface	Top Surface

These fabrics pass California Technical Bulletin 117-2013 Section 1
ASTM E84 Class I or A.



UPHOLSTERY COLORS

In addition to the upholstery materials listed in this brochure, Virco maintains important and strategic relationships with fabric and vinyl mills around the U.S., and can assist you on specific or custom material request for your upholstered furniture needs. Call your Virco Sales Representative or Customer Service for more information at 800.448.4726.

Upholstery colors on this page are standard only on selected Virco models; when used on other models, minimum quantities and extended lead-times may apply. Please contact your Virco representative or consult Virco's current Factory price list for more information.

Fabric colors for 8900 Series Stack Chairs, Comfort Stacker™ and Folding Chairs



This fabric, except Onyx fabric (BLK261) is made from 73% polyolefin and 27% polyester; Onyx fabric (BLK261) is made from 100% recycled polyester.

This fabric passes California Technical Bulletin 117-2013 Section 1 ASTM E84 Class I or A.


Vinyl colors for 8900 Series Stack Chairs and 168 Folding Chair



Linen and Select vinyl are made from poly vinyl chloride (PVC); Select vinyl is made from 100% olefin. Linen vinyl pass California Technical Bulletin 117-2013 Section 1 ASTM E84 Class I or A.

Select vinyl is only available for use with models 168, 8917 and 8926.

Open House fabric colors for upholstered chairs



This fabric is made from 100% recycled polyester.

This fabric passes California Technical Bulletin 117-2013 Section 1 ASTM E84 Class I or A.

COLORS FOR PARAMETER® FABRIC PANELS

A full spectrum of panel fabric is available to help create a unified look throughout your surrounding space.

The fabric shown below is also available with select Virco models that offer upholstered seat options, further adding to the overall color coordination of your work environment.

This fabric is made from 100% recycled polyester and passes California Technical Information Bulletin 117, Section E.




Goose
BRN262




Onyx
BLK261



Graphite
GRY265



Quarry Blue
BLU263



Lapis
BLU270



Midnight
BLU266



Willow
GRN264



Sunshine
BRN364



Geranium
RED270



Mulberry
RED267



Angora
BRN366



Asteroid
GRY366



Aubergine
PUR161




Birch
BRN362




Cobalt
BLU271



Coffee Bean
BRN367



Cumin
BRN368



Eucalyptus
GRN266




Fern
GRN146




Fossil
BRN361



Green Apple
GRN267




Pool
BLU142



Pumpkin
ORG223




Red Delicious
RED272



Slate
GRY364




Straw
BRN365



Thistle
PUR162




Vanilla
BRN363



Waterfall
BLU062



White*
WHT222



Wolf
GRY269

**White (WHT222) is not recommended for use as Upholstery*

Virco Stewardship: An Ongoing Commitment

While Virco Stewardship today encompasses a vast array of industry-leading endeavors, Virco Stewardship Initiative can trace its origins back to 1950 when we began working with America's schools as a newly established company. Although terms like "sustainability" and "sustainable business practices" weren't commonly used back then, they accurately describe the vision that inspired Virco's founder, Julian Virtue, to develop long-lasting classroom furniture. As a result of our enduring commitment to product quality and customer service, Virco has grown from a small business with a single customer into the country's largest manufacturer and supplier of furniture for the K-12 market.

RECYCLING

An important advantage of manufacturing at our company-operated facilities in the U.S. is that Virco can control a wide range of recycling and resource recovery processes. Recycling is a key aspect of Virco's commitment to sustainable business practices through our Corporate Stewardship Initiative. Virco started recycling in 1989 with three material categories: scrap metal, office paper and hydraulic oil; now we have more than 40 categories and we've processed over 450,000,000 pounds of recyclables, and even better, updated equipment has resulted in less waste, therefore reducing the need for recycling. Along with our in-house efforts, we've established a "Cash for Cardboard" program that's enabled 35 schools near our Conway facility to earn about \$310,000 through recycling. We're proud that the U.S. Environmental Protection Agency recognized our recycling leadership by choosing Virco as a charter member of their WasteWise Hall of Fame in 2003 and as a WasteWise winner for reducing waste in 2019.

GREENGUARD®

In 2005, ZUMA® and ZUMAFrd™ became the first classroom furniture product lines from any manufacturer to earn GREENGUARD indoor air quality certification through the GREENGUARD for Children and Schools program. Today, hundreds of additional Virco classroom furniture models have earned this important certification, now known and GREENGUARD Gold Certification. We're proud to offer you these low-emitting products. See virco.com for link to full list of all GREENGUARD certified products.

Testing: ANSI/BIFMA

Virco is a member of BIFMA, the trade association for business and institutional furniture manufacturers. Since 1973, BIFMA has been the voice of the commercial furniture industry. As a service to our customers and to ensure superior

levels of quality control, Virco tests and evaluates our products according to rigorous standards. Virco's product evaluation program includes applicable performance testing for strength, durability and stability as established by the Business and Institutional Furniture Manufacturers Association (BIFMA) and accepted by the American National Standards Institute (ANSI).


CPSIA CERTIFICATION

Virco proudly complies with all laws and governmental regulations affecting our products, including the federal Consumer Products Safety Improvement Act of 2008 (CPSIA) and the California Air Resource Board (CARB) regulation on formaldehyde emissions from composite wood. Products purchased by your facility are regulated by CPSIA, which was signed into law on August 14, 2008. CPSIA regulates furniture products (whether for adults or children) that include any lead-containing paint; products intended primarily for children 12 years of age and younger with lead in their components or in the products themselves; and certain products, such as toys and child care articles, that contain phthalates. All applicable Virco products are tested by a third-party laboratory and certified to comply. For more information or to view our CPSIA certificates, please visit virco.com.



Accessories For Optional Configurations

Storage Options



BR BOOKRACK

Virco's welded-on under-seat wire bookrack is still a favorite storage option in many schools.



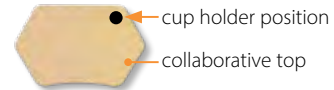
BH BACKPACK HANGER

Work surfaces for most Virco classroom desks, tables and combo units can be equipped with compact wire backpack hanger.



CH CUP HOLDER

This option – available only on collaborative tops with a high-pressure laminate construction – is positioned in the upper right, as shown below.



Glide & Caster Options



UG FIXED GLIDES

UGLIDE - An optional 5-pack of fixed glides is available for most task chairs and lab stools.




C SOFT-WHEEL CASTERS

A 5-pack of twin-wheel soft casters is available for most task chairs and lab stools, while a 4-pack of twin-wheel soft casters is available for 4-leg mobile chairs with standard casters.

U9024CAST - 5-pack for 5-star base models

U9050CAST - 4-pack for 4-leg base models



BG BUMP GLIDES

Rear bump glides – which limit the rocking range of Virco steel-frame rockers – are designed for environments where limited motion may be desired, such as areas for children with severe sensory integration problems or Autism. Bump glides only come in Graphite.

Chair, Tablet Arm and Combo Glide Options



STANDARD NYLON GLIDES

Nylon-base glides – which are standard on most Virco products with glides – provide the best overall performance for multiple floor applications.



FG FELT-BASE GLIDES

Felt-base glides are the best choice for VCT flooring and gym wood flooring applications.



Rocking Chairs are available with a felt strip on the bottom of each leg for flooring applications where a felt contact surface is appropriate. Rocking Chairs are not recommended for use on VCT flooring.

Comfort & Style Options



P PADDED UPHOLSTERED SEAT

A wide range of models from various product lines can be ordered with a padded, upholstered seat. Different upholstery options are available for different product lines.



A ARMREST

Tubular steel arms with molded polypropylene armrests are available as a field-installed option for Sage™ Contract chairs and as a factory-installed option for various Analogy, Sage and ZUMA models. Virco's standard armrest color is Graphite. Check with your Virco sales representative for additional color options, minimums and possible extended lead times.

Writing Surface Options



LH LEFT-HANDED

Tablet arm units – and combo units without a dual-entry configuration – are standard with a right-handed (left-side entry) configuration. Models with a left-handed (right-side entrance) configuration are available. Specify left-handed when ordering.



TA TABLET ARM

Sage Contract chairs can be modified to serve as chair desks by adding a field-installed articulating tablet arm. Specify a right-handed (SGTARHKD) or left-handed (SGTALHKD) tablet arm when ordering.

Work Surface Options



M HARD PLASTIC TOP

Selected units that are standard with a high-pressure laminate work surface can be ordered with a hard plastic work surface.



L LAMINATE TOP

Selected units that are standard with a hard plastic work surface can be ordered with a particleboard-core, high-pressure laminate work surface.



PL PLYWOOD TOP

Selected units that are standard with a particleboard-core, high-pressure laminate work surface can be ordered with a plywood-core, high-pressure laminate work surface.



AE SURE EDGE

Virco's durable, water-resistant Sure Edge® forms a seamless, chemically bonded seal. Available for most models with a standard high-pressure laminate work surface.

4-Leg Chairs



ZUMA®
page 8



Analogy®
page 14



Sage™
page 20



Metaphor®
page 26



N2
page 28



9000
page 30



3000
page 31



2000
page 31



Telos®
page 32



ZUM Afrd™
page 33



Parison®
page 36



Civitas® Plywood
page 37

C2M (Choose to Move) 4-Leg Chairs



ZUMA®
page 8



Analogy®
page 18



Sage™
page 21

R2M (Room to Move®) Mobile Task Chairs



ZUMA®
page 13



Analogy®
page 18



Sage™
page 25

Floor Rockers



ZUMA®
page 11



Analogy®
page 15



Sage™
page 21

Mobile Chairs



ZUMA®
page 9



Analogy®
page 15



Sage™
page 23



N2
page 28



ZUM Afrd™
page 33



Parison®
page 36



Civitas® Plywood
page 37

Rocking Chairs



ZUMA®
page 10



Analogy®
page 14



Sage™
page 20

Cantilever Chairs



ZUMA®
page 12



Analogy®
page 19



Sage™
page 22



ZUM Afrd™
page 33

Adjustable Height Lab Stools and Mobile Task Chairs



ZUMA®
page 13

Analogy®
page 19

Sage™
page 25

Metaphor®
page 26

N2
page 29

9000
page 30

3000
page 30

Telos®
page 32

Parison®
page 37

Stools



ZUMA®
page 9

Analogy®
page 15

Sage™
page 23

ZUMAFrd™
page 33

Parison®
page 36

Civitas® Plywood
page 37

Lab Stools



ZUMA®
page 10

120
page 34

121
page 34

122
page 35

123
page 35

Up Stool
page 35

Office Chairs



7700
page 39

4400
page 38

4300
page 39

Folding Chairs



198G
page 44

190G
page 44

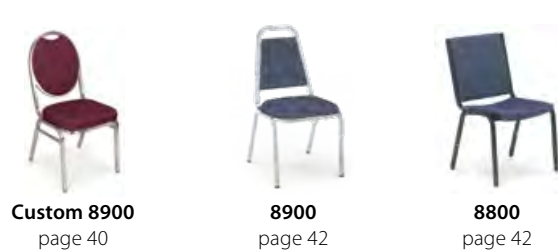
188
page 44

162
page 44

168
page 44

167
page 44

Event Seating

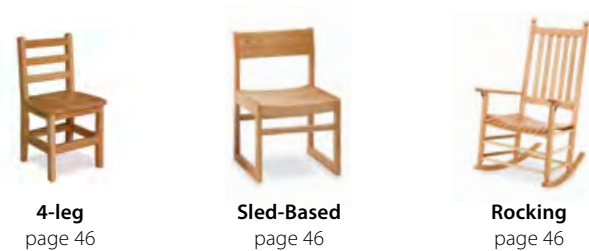


Custom 8900
page 40

8900
page 42

8800
page 42

Wood Chairs



4-leg
page 46

Sled-Based
page 46

Rocking
page 46

Single Student Desks




Collaborative Shaped Desks



Wheelchair-Accessible Desks



Two-Student Desks



Teacher's & Administrator's Desks



Teacher's & Administrator's Desks



Classroom & Activity Tables



Technology & Computer Tables



5700
page 112



Makerspace
page 125



TEXT®
page 114



Plateau®
page 117



HWT
page 127



Flip-Top
page 128

Seminar Tables



6800
page 112



TEXT®
page 113



Tetra™
page 124



Tilt-Top Training Tables
page 124



Lunada®
page 139

Multi-Purpose Tables



Science
page 123



Butcher Block
page 125



CT
page 127



7900
page 112



Plateau®
page 118



Library
page 126

Cafeteria Tables



Art
page 126



MT
page 131



MTB
page 132



MTC
page 133



MTS
page 134

Folding Tables



6000
page 140



62000
page 140



Core-a-Gator®
page 141

Café Tables



Civitas®
page 136



Café Tops & Bases
page 137



Lunada®
page 139

Index

12018.....34	2700ELBR.....66	48BU5060.....109	50BU5060.....111	53LF362D.....156
12019275G.....34	2703MBTT.....154	48CLO48.....109	50CLO48.....111	53LF364D.....156
12024.....34	2703NDBTT.....154	48COOP72.....109	50COOP72.....111	53LF365D.....156
12025335G.....34	2703NDTT.....154	48FLOW60.....109	50FLOW60.....111	53LF422D.....156
12030.....34	2703TT.....154	48FLRLEG.....109	50HORSE60.....111	53LF424D.....156
12118.....34	2BC3636.....151	48HORSE60.....109	50HORSE60DC.....111	53LF425D.....156
12119275G.....34	2BC3648.....151	48HORSE60DC.....109	50HUB48.....111	53LFDD.....105, 158
12124.....34	2BC4836.....151	48HUB48.....109	50HUB60.....111	53MP1520BBF.....156
12125335G.....34	2BC4848.....151	48HUB60.....109	50KID72.....111	53MP1520BF.....156
12130.....34	253424.....155	48KID72.....109	50LF3060.....111	53MP1520FF.....156
12218.....35	254812.....155	48LF3060.....109	50NEST48.....111	53MP1520PBF.....156
12219275G.....35	254824.....155	48NEST48.....109	50NEST54.....111	53RTNLP.....93
12224.....35	3012.....31	48NEST54.....109	50NEST60.....111	53RTNRP.....93
12225335G.....35	3014.....31	48NEST60.....109	50PIN60.....111	53TW1.....156
12230.....35	3016.....31	48PIN60.....109	50SL223230.....90	53TW2.....156
122318.....35	3018.....31	48SL3048.....109	50SL223230ADJBB.....90	53TW3.....156
12318.....35	3400BRM.....74	48SL3054.....109	50SL30.....90	53TW4.....156
12324.....35	3400LABRM.....74	48SL3060.....109	50SL3048.....111	53VF152D.....157
12330.....35	3700BRM.....74	48SL3648.....109	50SL3054.....111	53VF154D.....157
162.....44	3860GC.....30	48SL3654.....109	50SL3060.....111	53VF155D.....157
167.....44	4300.....39	48SL3660.....109	50SL3648.....111	53VF182D.....157
168.....44	4301.....39	48SPK48.....109	50SL3654.....111	53VF184D.....157
188.....44	43TARM.....39	48SPK60.....109	50SL3660.....111	53VF185D.....157
190G.....44	43WARM.....39	48SWV54.....109	50SPK48.....111	543.....91
198G.....44	4430.....38	48TRAP48.....109	50SPK60.....111	546.....91
2012.....31	4435A.....38	48TRAP60.....109	50SWV54.....111	54VF152D.....158
2014.....31	4440A.....38	48TRAP84.....109	50TRAP48.....111	54VF154D.....158
2016.....31	4445A.....38	502436.....111	50TRAP60.....111	54VF155D.....158
2018.....31	482436.....109	502448.....111	50TRAP84.....111	54VF182D.....158
2018EL.....31	482448.....109	502460.....111	50TRI30.....90	54VF184D.....158
2301-15TT.....155	482460.....109	502472.....111	533048RP.....93	54VF185D.....158
2301DFND.....155	482472.....109	503036.....111	533060.....93	57246030.....112
2321.....155	483036.....109	503048.....111	533066LP.....93	572460ADJ.....112
2325.....155	483048.....109	503060.....111	533066RP.....93	57247230.....112
2400ELBR.....66	483060.....109	503072.....111	53CAB361830.....157	572472ADJ.....112
2400NBR.....66	483072.....109	503636.....111	53CAB361842.....157	57306030.....112
2501.....155	483636.....109	503660.....111	53CAB361852.....157	573060ADJ.....112
2501-30TT.....155	483660.....109	503672.....111	53CAB361864.....157	57307230.....112
2502.....155	483672.....109	5036R.....111	53CAB361872.....157	573072ADJ.....112
2509-24DF.....155	4836R.....109	5042R.....111	53DRWR60.....93	601860.....140
2513.....155	4842R.....109	504848.....111	53FKEY.....93, 158	601872.....140
2601.....155	484848.....109	5048R.....111	53LF302D.....156	601896.....140
2700BR.....66	4848R.....109	5060R.....111	53LF304D.....156	602448.....140
	4860R.....109	50AR4266.....111, 196	53LF305D.....156	602460.....140

602472.....	140	682060.....	112	785M.....	82	ACS1CT.....	59	BB3060ADJ.....	125
602496.....	140	682060ADJ.....	112	785MBB.....	82	ACS3M.....	59	BB3060ADJC.....	125
603060.....	140	682060ADJC.....	112	785MBBCT.....	82	ACZ1.....	52	BB3060ADJCSU.....	125
603072.....	140	682454.....	112	785MBBM.....	82	ACZ1CT.....	52	BB3060ADJSU.....	125
603096.....	140	682454ADJ.....	112	792026BB.....	81	AN12.....	14	BB307230.....	125
603672.....	140	682454ADJC.....	112	792026BBM.....	81	AN14.....	14	BB3072ADJ.....	125
603696.....	140	682460.....	112	792448.....	112	AN16.....	14	BB3072ADJC.....	125
6060R.....	140	682460ADJ.....	112	792448BB.....	81	AN18.....	14	BB3072ADJCSU.....	125
611872.....	141	682460ADJC.....	112	793060.....	112	AN18ELP.....	14	BB3072ADJSU.....	125
611896.....	141	683060.....	112	793072.....	112	ANC1CT.....	54	BB366030.....	125
612472.....	141	683060ADJ.....	112	793672.....	112	ANC1M.....	54	BB3660ADJ.....	125
612496.....	141	683060ADJC.....	112	79HEXM.....	81	ANC2M15.....	18	BB3660ADJC.....	125
613060.....	141	683072.....	112	79OCTBBBHM.....	81	ANC2M18.....	18	BB3660ADJCSU.....	125
613072.....	141	683072ADJ.....	112	79OCTM.....	81	ANC2M18EL.....	18	BB3660ADJSU.....	125
613096.....	141	683072ADJC.....	112	8802.....	42	ANCANT14.....	19	BB367230.....	125
613672.....	141	683672.....	112	8806.....	42	ANCANT16.....	19	BB3672ADJ.....	125
613696.....	141	683672ADJ.....	112	8830SBG.....	42	ANCANT18.....	19	BB3672ADJC.....	125
6160HR.....	141	683672ADJC.....	112	8915.....	42	ANCANT18EL.....	19	BB3672ADJCSU.....	125
6160R.....	141	684260.....	112	8916SB.....	40	ANFLROCK15.....	15	BB3672ADJSU.....	125
6166R.....	141	684260ADJ.....	112	8916SBCB.....	40	ANFLROCK18.....	15	BB426030.....	125
6172HR.....	141	684260ADJC.....	112	8917.....	42	ANLAB.....	19	BB4260ADJ.....	125
6172R.....	141	6848R.....	112	8918SB.....	40	ANLABEL.....	19	BB4260ADJC.....	125
621872.....	140	6848RADJ.....	112	8919SB.....	40	ANR2MTASK18.....	18	BB4260ADJCSU.....	125
621896.....	140	6848RADJC.....	112	8920SB.....	40	ANR2MTASK18EL.....	18	BB4260ADJSU.....	125
623072.....	140	6860R.....	112	8925.....	42	ANROCK14.....	14	BB484830.....	125
623096.....	140	6860RADJ.....	112	8926.....	42	ANROCK16.....	14	BB4848ADJ.....	125
623672.....	140	6860RADJC.....	112	8936SB.....	40	ANROCK18.....	14	BB4848ADJC.....	125
623696.....	140	73025.....	87	8970SB.....	40	ANROCK18EL.....	14	BB4848ADJCSU.....	125
6260R.....	140	73027.....	87	9010.....	30	ANSEL3M.....	57	BB4848ADJSU.....	125
643.....	91	73030.....	87	9012.....	30	ANT1.....	57	BB545430.....	125
646.....	91	73325.....	87	9014.....	30	ANTASK16.....	19	BB5454ADJ.....	125
66129.....	139	73327.....	87	9016.....	30	ANTASK18.....	19	BB5454ADJC.....	125
66133.....	139	73330.....	87	9018.....	30	ANTASK18EL.....	19	BB5454ADJCSU.....	125
6613336.....	139	73525.....	87	9260PGC.....	30	ANTF1.....	57	BB5454ADJSU.....	125
6613341.....	139	73527.....	87	9400BR.....	67	ART243636.....	126	BCM3630.....	152
66140.....	139	73530.....	87	9400LABR.....	67	ART4260.....	126	BCM3642.....	152
6614036.....	139	73ADJM.....	87	9700BR.....	67	ART4260ADJ.....	126	BCM3652.....	152
6614041.....	139	73QADJM.....	87	ACA1.....	55	ARTCART.....	174	BCM3672.....	152
66222.....	139	751MBB.....	83	ACA1CT.....	55	ARTCARTSH.....	174	BCM3684.....	152
66229.....	139	751MBBM.....	83	ACCA1CTM.....	55	ARTCNTR.....	172	BCMCAST3635.....	152
66GLD.....	139	765MBB.....	91	ACCESSORY.....	86	ARTDRY1.....	174	BCMCAST3648.....	152
681872.....	112	7745A.....	39	ACCS1CT.....	59	ARTDRY40.....	174	BCMCAST3658.....	152
681872ADJ.....	112	785.....	82	ACCW3CT.....	65	ARTROLA.....	174	BCMCAST3678.....	152
681872ADJC.....	112	785CT.....	82	ACCC22CT.....	52	BB306030.....	125	BHPEG1.....	124, 145

INFORMATION

BHPEG2..... 127, 145	CT24548ADJ..... 127	ECCUB309615..... 161	FTT3060..... 128	IMT2..... 96
BRDESLBLTUB..... 172	CT24608ADJ..... 127	ECCUB364815..... 161	FTT3072..... 128	IMT3..... 96
BRDMAG4896..... 172	CT24728ADJ..... 127	ECCUB364818..... 161	FTT3084..... 128	IMT4..... 96
BRDNEXUS..... 172	CT30488ADJ..... 127	ECCUB483615..... 161	FTT52448..... 128	IMTIT..... 96
BRDNEXUSIDEA..... 172	CT30548ADJ..... 127	ECCUB4836TT25..... 160	FTT53048..... 128	IMTS..... 96
BRDNEXUSPLUS..... 172	CT30608ADJ..... 127	ECCUB4836TT30..... 160	FTTCPU..... 127, 145	KBRKT2..... 174
BRDNEXUSPLUS4..... 172	CT30728ADJ..... 127	ECCUB484816..... 161	FVF18534DF..... 158	KPHYSED..... 175
BRDNEXUSTAB..... 172	CT36488ADJ..... 127	ECDOLLBED..... 173	GR1..... 145	L9032..... 153
BRDROAM..... 172	CT36548ADJ..... 127	ECDOLLCHAIR..... 173	GR2..... 145	LBT33..... 163
BT1272..... 175	CT36608ADJ..... 127	ECDRESS..... 173	GR3..... 145	LEP39..... 153
BT19318D..... 175	CT36728ADJ..... 127	ECEASLE..... 172	HCT4..... 166	LIBCH16..... 46
C36R..... 136	CW18..... 37	ECIRONSET..... 173	HCT6..... 166	LIBCH18..... 46
C36SL..... 136	CW18C..... 37	ECKTCHN..... 173	HCT6072..... 166	LIBRARBOOKB..... 163
C36SQ..... 136	CW25..... 37	ECKTCNTR..... 173	HCT789..... 166	LIBSTPSTL..... 175
C42R..... 136	CW30..... 37	ECLCTRNWHT..... 162	HCT8..... 166	LPDU39..... 153
C42SL..... 136	CZ18..... 9	ECLK3655..... 160	HCTTRASH..... 175	LPSA361282..... 153
C42SQ..... 136	CZ18C..... 9	ECLK4848..... 160	HRTT1..... 168	LPSS371282..... 153
C48R..... 136	CZ18FRW..... 33	ECLK48545..... 160	HTT6..... 168	LS2A362442..... 153
C48SL..... 136	CZ18FRWC..... 33	ECMIRROR..... 173	HTT8..... 168	LS2P3642..... 153
C48SQ..... 136	CZ25..... 9	ECROCK12..... 46	HWT2430..... 127	LS2S372442..... 153
C60R..... 136	CZ25FRW..... 33	ECROCK18..... 46	HWT2436..... 127	LSA361282..... 153
C60SL..... 136	CZ30..... 9	ECSINK..... 173	HWT2442..... 127	LSB3682..... 153
C60SQ..... 136	CZ30FRW..... 33	ECSTORPUZ..... 161	HWT2448..... 127	LSS371282..... 153
CA18EL..... 15	DFASCALE..... 175	ECSTORTTCL12..... 160	HWT2460..... 127	LSU39..... 153
CA18ELC..... 15	EC3ESLMRK..... 172	ECSWT4617T..... 173	HWT2472..... 127	LT3672..... 126
CA25EL..... 15	ECBKRAK5..... 162	ECTHEATER..... 173	HWT2484..... 127	LT48R..... 126
CA30EL..... 15	ECBKRAK5DF..... 162	FABEDPD..... 175	HWT3030..... 127	LTS2260829..... 139
CBK..... 158	ECBKRAK6BRD..... 162	FASTOOL..... 175	HWT3036..... 127	LTS2272829..... 139
CBKLF..... 105	ECBKRAKDH..... 162	FATREAT..... 175	HWT3042..... 127	LTS2284829..... 139
CCA1..... 54	ECBLOCKBIN..... 173	FLAGHOLD..... 174	HWT3048..... 127	LTS2296829..... 139
CCSG1..... 60	ECBLOCKS183..... 173	FLAGIN1624..... 174	HWT3060..... 127	LTS2460829..... 139
CCW3..... 65	ECBNPLAY..... 173	FLAGIN2436..... 174	HWT3072..... 127	LTS2472829..... 139
CCZ1..... 51	ECBROOMKIT..... 173	FLAGIN3660SET..... 174	HWT3084..... 127	LTS2484829..... 139
CF30..... 137	ECBROWSER..... 162	FTT2430..... 128	HWT52448..... 127	LTS2496829..... 139
CF36..... 137	ECCH12..... 46	FTT2436..... 128	HWT53048..... 127	LTS3048829..... 139
CF41R36..... 137	ECCH14..... 46	FTT2442..... 128	IMS30481..... 96	LTS3054829..... 139
CF41R42..... 137	ECCOT..... 175	FTT2448..... 128	IMS30482..... 96	LTS3060829..... 139
CLOCK12..... 175	ECCUB2436TTC..... 160	FTT2460..... 128	IMS30483..... 96	LTS3072829..... 139
CPUCADDY..... 127, 145	ECCUB244815..... 161	FTT2472..... 128	IMS30484..... 96	LTS3084829..... 139
CS18..... 23	ECCUB244818..... 161	FTT2484..... 128	IMS30561..... 96	LTS3096829..... 139
CS18PC..... 23	ECCUB249615..... 161	FTT3030..... 128	IMS30562..... 96	LTS3654829..... 139
CS25..... 23	ECCUB304815..... 161	FTT3036..... 128	IMS30563..... 96	LTS3660829..... 139
CS30..... 23	ECCUB304818..... 161	FTT3042..... 128	IMS30564..... 96	LTS3672829..... 139
CT24488ADJ..... 127	ECCUB304829..... 160	FTT3048..... 128	IMT1..... 96	LTS36728RT29..... 139

LTS3684829.....	139	N240ELBRM.....	70	PRC2460DP.....	103	PSTASK18P.....	37	PT306026C.....	119
LTS3696829.....	139	N240NBR.....	70	PRC2460DPC.....	103	PT246026C.....	119	PT306027.....	119
MC2432.....	89	N250.....	28	PRC2472DP.....	103	PT246027.....	119	PT306029.....	119, 120
MC2432BBC.....	89	N250EL.....	28	PRC2472DPC.....	103	PT246029.....	119	PT306039.....	120
MC2432SU.....	89	N260GC.....	29	PRFC321.....	104	PT2460ADJ.....	119	PT3060ADJ.....	119
MET.....	87	N260GCLS.....	29	PRFC322.....	104	PT2460ADJC.....	119	PT3060ADJC.....	119
METB18.....	87	N270BR.....	70	PRFC323.....	104	PT2460ADJC2.....	119	PT3060ADJC2.....	119
METD30.....	87	N270ELBRM.....	70	PRFC641.....	104	PT2460ADJLO.....	119	PT3060ADJCSU.....	119
METS12.....	87	N312.....	32	PRFC642.....	104	PT2460ADJLOC.....	119	PT3060ADJLO.....	119
MMKEY.....	93, 105, 158	N314.....	32	PRFC643.....	104	PT2460ADJMLO.....	119	PT3060ADJLOC.....	119
MT30144.....	131	N316.....	32	PRHD3060.....	103	PT2460ADJMLOC.....	119	PT3060ADJMLO.....	119
MT3096.....	131	N318.....	32	PRHD3060C.....	103	PT2460CR27.....	119	PT3060ADJMLOC.....	119
MT48R.....	131	N3CONBRM.....	75	PRHD3060P.....	103	PT2460CR29.....	119	PT3060ADJSU.....	119
MT600CT.....	131	N3CORBRM.....	75	PRHD3060PC.....	103	PT2460CRADJ.....	119	PT3060CR27.....	119
MT60R.....	131	N3LAB.....	32	PRHD3066.....	103	PT2460CRADJCSU.....	119	PT3060CR29.....	119
MT72R.....	131	N3TASK16.....	32	PRHD3066C.....	103	PT2460CRADJLO.....	119	PT3060CRADJ.....	119
MTB152710.....	132	N3TASK18.....	32	PRHD3066P.....	103	PT2460CRADJLOC.....	119	PT3060CRADJCSU.....	119
MTB152712.....	132	N912.....	26	PRHD3066PC.....	103	PT2460CRADJMLO.....	119	PT3060CRADJLO.....	119
MTB15278.....	132	N914.....	26	PRHD3076P.....	103	PT2460CRADJMLOC.....	119	PT3060CRADJLOC.....	119
MTB172910.....	132	N916.....	26	PRHD3082P.....	103	PT2460CRADJSU.....	119	PT3060CRADJMLO.....	119
MTB172912.....	132	N918.....	26	PRHDL3076R45.....	103	PT247226C.....	119	PT3060CRADJMLOC.....	119
MTB17298.....	132	N918TA.....	71	PRHDL3076R45P.....	103	PT247227.....	119	PT3060CRADJSU.....	119
MTB193110W.....	132	N918TAF.....	71	PRHDL3082R45.....	103	PT247229.....	119	PT307226C.....	119
MTB193112W.....	132	N9CONBR.....	71	PRHDL3082R45P.....	103	PT2472ADJ.....	119	PT307227.....	119
MTB19318W.....	132	N9LAB.....	26	PRL3066R45.....	103	PT2472ADJC.....	119	PT307229.....	119
MTB015275.....	133	N9SLEDBR.....	71	PRL3066R45P.....	103	PT2472ADJC2.....	119	PT3072ADJ.....	119
MTB017295.....	133	N9TASK16.....	26	PRL3072R45.....	103	PT2472ADJLO.....	119	PT3072ADJC.....	119
MTC8.....	133	N9TASK18.....	26	PRL3072R45P.....	103	PT2472ADJLOC.....	119	PT3072ADJC2.....	119
MTS15271216.....	135	NACR.....	145	PRLS.....	105	PT2472ADJMLO.....	119	PT3072ADJCSU.....	119
MTS17291012.....	135	PR2448.....	103	PRMP1620BBFC.....	104	PT2472ADJMLOC.....	119	PT3072ADJLO.....	119
MTS17291212.....	135	PR2448C.....	103	PRMP1620FFC.....	104	PT303029.....	120	PT3072ADJLOC.....	119
MTS19311012W.....	135	PR2448P.....	103	PRMP1624RBBF.....	104	PT303039.....	120	PT3072ADJMLO.....	119
MTS19311212W.....	135	PR2448PC.....	103	PRMP1624RBBFC.....	104	PT304826C.....	119	PT3072ADJMLOC.....	119
MTS193188W.....	135	PR2460.....	103	PRMP1624RFF.....	104	PT304827.....	119	PT3072ADJSU.....	119
MTSE15271012.....	135	PR2460C.....	103	PRMP1624RFFC.....	104	PT304829.....	119	PT308429.....	120
MTSE17291012.....	135	PR2466P.....	103	PRPS.....	105	PT3048ADJ.....	119	PT308439.....	120
MTS0152758.....	134	PR2466PC.....	103	PRWMP22.....	105	PT3048ADJC.....	119	PT30RHP26C.....	119
MTS0172958.....	134	PR2472P.....	103	PRWMP28.....	105	PT3048ADJC2.....	119	PT3672RT26C.....	119
MTS0193156W.....	134	PR2472PC.....	103	PRWMP40.....	105	PT3048ADJCSU.....	119	PT3672RT27.....	119
N212.....	28	PR3048P.....	103	PS18.....	36	PT3048ADJLO.....	119	PT3672RT29.....	119
N214.....	28	PR3060DP.....	103	PS18PC.....	36	PT3048ADJLOC.....	119	PT3672RTADJ.....	119
N216.....	28	PR3066P.....	103	PS25.....	36	PT3048ADJMLO.....	119	PT3672RTADJC.....	119
N218.....	28	PR3072DP.....	103	PS30.....	36	PT3048ADJMLOC.....	119	PT3672RTADJLO.....	119
N218EL.....	28	PR3072P.....	103	PSTASK18A.....	37	PT3048ADJSU.....	119	PT3672RTADJLOC.....	119

INFORMATION

PT3672RTADJMLO 119	PT60RADJ 119	PTFLOW60ADJMLO 119	PTM4272ADJC 117	PTM6072PADJSU 117
PT3672RTADJMLOC 119	PT60RADJC 119	PTFLOW60ADJMLOC 119	PTM4272ADJCSU 117	PTM609629 117
PT369029 120	PT60RADJCSU 119	PTFLOW60ADJSU 119	PTM4272ADJSU 117	PTM609629C 117
PT4284RT27 119	PT60RADJLO 119	PTHEX8429 120	PTM4272P29 117	PTM6096ADJ 117
PT4284RT29 119	PT60RADJLOC 119	PTHEX9629 120	PTM4272P29C 117	PTM6096ADJC 117
PT4284RTADJ 119	PT60RADJMLO 119	PTHORSE26C 119	PTM4272PADJ 117	PTM6096ADJCSU 117
PT4284RTADJCSU 119	PT60RADJMLOC 119	PTHORSE27 119	PTM4272PADJC 117	PTM6096ADJSU 117
PT4284RTADJLO 119	PT60RADJSU 119	PTHORSE29 119	PTM4272PADJCSU 117	PTM6096P29 117
PT4284RTADJLOC 119	PTBC2936 151	PTHORSEADJ 119	PTM4272PADJSU 117	PTM6096P29C 117
PT4284RTADJMLO 119	PTBC2948 151	PTHORSEADJC 119	PTM486029 117	PTM6096PADJ 117
PT4284RTADJMLOC 119	PTBC4836 151	PTHORSEADJCSU 119	PTM486029C 117	PTM6096PADJC 117
PT4284RTADJSU 119	PTBC4848 151	PTHORSEADJLO 119	PTM4860ADJ 117	PTM6096PADJCSU 117
PT484827 119	PTBC6036 151	PTHORSEADJLOC 119	PTM4860ADJC 117	PTM6096PADJSU 117
PT484829 119	PTBC6048 151	PTHORSEADJMLO 119	PTM4860ADJCSU 117	PTMODPNL5 120
PT4848ADJ 119	PTBC7236 151	PTHORSEADJMLOC 119	PTM4860ADJSU 117	PTMODPNL6 120
PT4848ADJCSU 119	PTBC7248 151	PTHORSEADJSU 119	PTM4860P29 117	PTMS5145CCBTT 154
PT4848ADJLO 119	PTBC8436 151	PTHVWC2 120	PTM4860P29C 117	PTMS5145CMBTT 154
PT4848ADJLOC 119	PTBC8448 151	PTHVWC3 120	PTM4860PADJ 117	PTMS5145CCT 154
PT4848ADJMLO 119	PTCOOP7226C 119	PTKID7229 119	PTM4860PADJC 117	PTMTVM 117
PT4848ADJMLOC 119	PTCOOP7229 119	PTKID7229C 119	PTM4860PADJCSU 117	PTNEST5426C 119
PT4848ADJSU 119	PTCOOP72ADJ 119	PTKID72ADJ 119	PTM4860PADJSU 117	PTNEST5427 119
PT489629 120	PTCOOP72ADJC 119	PTKID72ADJCSU 119	PTM487229 117	PTNEST5429 119
PT48R26C 119	PTCOOP72ADJCSU 119	PTKID72ADJLO 119	PTM487229C 117	PTNEST54ADJ 119
PT48R27 119	PTCOOP72ADJLO 119	PTKID72ADJLOC 119	PTM4872ADJ 117	PTNEST54ADJC 119
PT48R29 119	PTCOOP72ADJLOC 119	PTKID72ADJMLO 119	PTM4872ADJC 117	PTNEST54ADJCSU 119
PT48RADJ 119	PTCOOP72ADJMLO 119	PTKID72ADJMLOC 119	PTM4872ADJCSU 117	PTNEST54ADJLO 119
PT48RADJC 119	PTCOOP72ADJMLOC 119	PTKID72ADJSU 119	PTM4872ADJSU 117	PTNEST54ADJLOC 119
PT48RADJCSU 119	PTCOOP72ADJSU 119	PTLCASTER 120	PTM4872P29 117	PTNEST54ADJMLO 119
PT48RADJLO 119	PTD3060 99	PTLCTRN 163	PTM4872P29C 117	PTNEST54ADJMLOC 119
PT48RADJLOC 119	PTD3660BF 99	PTM426029 117	PTM4872PADJ 117	PTNEST54ADJSU 119
PT48RADJMLO 119	PTD3672BF 99	PTM426029C 117	PTM4872PADJC 117	PTPIN6026C 119
PT48RADJMLOC 119	PTD3676P 99	PTM4260ADJ 117	PTM4872PADJCSU 117	PTPIN6027 119
PT48RADJSU 119	PTD4072SE 99	PTM4260ADJC 117	PTM4872PADJSU 117	PTPIN6029 119
PT60HR26C 119	PTD4484E 99	PTM4260ADJCSU 117	PTM607229 117	PTPIN60ADJ 119
PT60HR27 119	PTD4484SE 99	PTM4260ADJSU 117	PTM607229C 117	PTPIN60ADJC 119
PT60HR29 119	PTDCPU 99	PTM4260P29 117	PTM6072ADJ 117	PTPIN60ADJCSU 119
PT60HRADJ 119	PTFLOW6026C 119	PTM4260P29C 117	PTM6072ADJC 117	PTPIN60ADJLO 119
PT60HRADJC 119	PTFLOW6027 119	PTM4260PADJ 117	PTM6072ADJCSU 117	PTPIN60ADJLOC 119
PT60HRADJLO 119	PTFLOW6029 119	PTM4260PADJC 117	PTM6072ADJSU 117	PTPIN60ADJMLO 119
PT60HRADJMLO 119	PTFLOW60ADJ 119	PTM4260PADJCSU 117	PTM6072P29 117	PTPIN60ADJMLOC 119
PT60HRADJMLOC 119	PTFLOW60ADJC 119	PTM4260PADJSU 117	PTM6072P29C 117	PTPIN60ADJSU 119
PT60R27 119	PTFLOW60ADJCSU 119	PTM427229 117	PTM6072PADJ 117	PTPOOL26C 119
PT60R29 119	PTFLOW60ADJLO 119	PTM427229C 117	PTM6072PADJC 117	PTPOOL27 119
	PTFLOW60ADJLOC 119	PTM4272ADJ 117	PTM6072PADJCSU 117	PTPOOL29 119

PTPOOLADJ..... 119	PTSWV54ADJMLO 119	S206030EP 123	SG1C..... 22	TD2128YADJBBM 88
PTPOOLADJC..... 119	PTSWV54ADJMLOC 119	S2060CSADJAE..... 123	SG1P..... 22	TD2128YADJM 88
PTPOOLADJCSU..... 119	PTSWV54ADJSU 119	S2060CSADJCAE..... 123	SG410..... 20	TD24488YADJ 88
PTPOOLADJLO 119	PTTRAP4826C..... 119	S245430CSAE 123	SG413..... 20	TD24488YADJBB 88
PTPOOLADJLOC..... 119	PTTRAP4827..... 119	S245430EP 123	SG415..... 20	TE20488Y24 113
PTPOOLADJMLO 119	PTTRAP4829..... 119	S2454CSADJAE..... 123	SG418..... 20	TE20488Y30 113
PTPOOLADJMSU 119	PTTRAP48ADJ 119	S2454CSADJCAE..... 123	SG418TABR..... 61	TE20488YADJ 113
PTPS..... 163	PTTRAP48ADJC 119	S246030CSAE 123	SG418TAFBR 61	TE20548Y24 113
PTRL2448 99	PTTRAP48ADJCSU 119	S246030EP 123	SG419..... 20	TE20548Y30 113
PTRU2242B..... 99	PTTRAP48ADJLO 119	S2460CSADJAE..... 123	SGC1CT 60	TE20548YADJ 113
PTSL29TT..... 90	PTTRAP48ADJMLO 119	S306030CSAE 123	SGC2M15..... 21	TE20608Y24 113
PTSL305426C..... 119	PTTRAP48ADJMLOC 119	S306030EP 123	SGC2M18..... 21	TE20608Y30 113
PTSL305427..... 119	PTTRAP48ADJSU 119	S3060CSADJAE..... 123	SGCANT13 22	TE20608YADJ 113
PTSL305429..... 119	PTTRAP6026C..... 119	S3060CSADJCAE..... 123	SGCANT15 22	TE20728Y24 113
PTSL3054ADJ..... 119	PTTRAP6027..... 119	S307230CSAE 123	SGCANT18 22	TE20728Y30 113
PTSL3054ADJC..... 119	PTTRAP6029..... 119	S307230EP 123	SGCONBRM 60	TE20728YADJ 113
PTSL3054ADJCSU..... 119	PTTRAP60ADJ 119	S3072CSADJAE..... 123	SGFLROCK15..... 21	TE24488Y24 113
PTSL3054ADJLO 119	PTTRAP60ADJC 119	S3072CSADJCAE..... 123	SGFLROCK18..... 21	TE24488Y30 113
PTSL3054ADJLOC..... 119	PTTRAP60ADJCSU 119	S367230CSAE 123	SGLAB..... 25	TE24488YADJ 113
PTSL3054ADJMLO 119	PTTRAP60ADJLO 119	S367230EP 123	SGR2MTASK18 25	TE24548Y24 113
PTSL3054ADJMLOC 119	PTTRAP60ADJLOC 119	S3672CSADJAE..... 123	SGROCK13 20	TE24548Y30 113
PTSL3054ADJSU 119	PTTRAP60ADJMLO 119	S3672CSADJCAE..... 123	SGROCK15 20	TE24548YADJ 113
PTSL306026C..... 119	PTTRAP60ADJMLOC 119	SCI244830CSAE..... 123	SGROCK18A 20	TE24608Y24 113
PTSL306027..... 119	PTTRAP60ADJSU 119	SCI244830EP 123	SGSLEDBRM..... 61	TE24608Y30 113
PTSL306029..... 119	PTTRAP8429..... 120	SCI245430CSAE..... 123	SGST13C 23	TE24608YADJ 113
PTSL3060ADJ..... 119	PTTRAP9629..... 120	SCI245430EP 123	SGST15C 23	TE24728Y24 113
PTSL3060ADJC..... 119	PTTRAY 99, 120	SCI246030CSAE..... 123	SGST18C 23	TE24728Y30 113
PTSL3060ADJCSU..... 119	PTTROUGH..... 99, 120	SCI246030EP 123	SGTALHKD 191	TE24728YADJ 113
PTSL3060ADJLO 119	REVEAL 115	SCI306030CSAE..... 123	SGTARHKD 191	TE30368D24 113
PTSL3060ADJLOC..... 119	RMWS2430..... 86	SCI306030EP 123	SGTASK15 25	TE30368D30 113
PTSL3060ADJMLO 119	RMWS2430AT 86	SCISINKDEMO 123	SGTASK18 25	TE30368DADJ 113
PTSL3060ADJMLOC 119	RMWSCNR 86	SCRN6060 174	T3050 92	TE30488D24 113
PTSL3060ADJSU 119	RMWSCNRAT..... 86	SCRN7070..... 174	T3050L 92	TE30488D30 113
PTSLADJ..... 90	RMWSWDG..... 86	SCT115U..... 166	T3056P..... 92	TE30488DADJ 113
PTSTRAP 99, 117, 120	RMWSWDGAT 86	SCT19125KD 166	T3056PL 92	TE30548D24 113
PTSWV5426C..... 119	RUGBL100140..... 174	SCT19125SU 166	T3060 92	TE30548D30 113
PTSWV5427..... 119	RUGCA90144 174	SCT1978KD 166	T3060L 92	TE30548DADJ 113
PTSWV5429..... 119	RUGDA100140 174	SCT1978SU 166	T3066P..... 92	TE30608D24 113
PTSWV54ADJ..... 119	S187230CSAE 123	SCT1996KD 166	T3066PL 92	TE30608D30 113
PTSWV54ADJC 119	S187230EP 123	SCT1996SU 166	T762ELECT 99, 145	TE30608DADJ 113
PTSWV54ADJCSU 119	S1872CSADJAE..... 123	SCTBRPC..... 58	TD2128Y24BHM..... 88	TE30728D24 113
PTSWV54ADJLO 119	S1872CSADJCAE..... 123	SCTSBL 169	TD2128Y24M 88	TE30728D30 113
PTSWV54ADJLOC 119	S206030CSAE 123	SG1..... 22	TD2128Y30BRTM 88	TE30728DADJ 113
			TD2128Y30M 88	TE36488D24 113

INFORMATION

TE36488D30	113	TP3060AGMTR	114	TR2496ADJ	124	TS20548T30	113	TT2060830	114
TE36488DADJ	113	TP3072AGMTR	114	TR303630	124	TS20548TADJ	113	TT20608ADJ	114
TE36548D24	113	TR203230	124	TR3036ADJ	124	TS20548Y30	113	TT2072830	114
TE36548D30	113	TR2032ADJ	124	TR304230	124	TS20548YADJ	113	TT20728ADJ	114
TE36548DADJ	113	TR203630	124	TR3042ADJ	124	TS20608T30	113	TT2442830	114
TE36608D24	113	TR2036ADJ	124	TR304830	124	TS20608TADJ	113	TT24428ADJ	114
TE36608D30	113	TR204230	124	TR304830TD	92	TS20608Y30	113	TT2448830	114
TE36608DADJ	113	TR2042ADJ	124	TR304830WBTD	92	TS20608YADJ	113	TT24488ADJ	114
TE36728D24	113	TR204830	124	TR3048ADJ	124	TS20728T30	113	TT2460830	114
TE36728D30	113	TR2048ADJ	124	TR305430	124	TS20728TADJ	113	TT24608ADJ	114
TE36728DADJ	113	TR205430	124	TR3054ADJ	124	TS20728Y30	113	TT2472830	114
TEPS	163	TR2054ADJ	124	TR306030	124	TS20728YADJ	113	TT24728ADJ	114
TEXTCPU	115	TR206030	124	TR3060ADJ	124	TS24368T30	113	TT3042830	114
TGANG	115	TR2060ADJ	124	TR306630PRTD	92	TS24368TADJ	113	TT30428ADJ	114
TH24368YADJ	114	TR207230	124	TR307230	124	TS24368Y30	113	TT3048830	114
TH24488YADJ	114	TR2072ADJ	124	TR307230TD	92	TS24368YADJ	113	TT30488ADJ	114
TH24548YADJ	114	TR208430	124	TR307230WBTD	92	TS24488T30	113	TT3060830	114
TH24608YADJ	114	TR2084ADJ	124	TR3072ADJ	124	TS24488TADJ	113	TT30608ADJ	114
TH24728YADJ	114	TR209630	124	TR363630	124	TS24488Y30	113	TT3072830	114
TH30368DADJ	114	TR2096ADJ	124	TR3636ADJ	124	TS24488YADJ	113	TT30728ADJ	114
TH30488DADJ	114	TR212830	90	TR364230	124	TS24548T30	113	TT3072SU	168
TH30548DADJ	114	TR212830BOX	90	TR3642ADJ	124	TS24548TADJ	113	TT3096SU	168
TH30608DADJ	114	TR2128ADJ	90	TR364830	124	TS24548Y30	113	TT57SU	168
TH30728DADJ	114	TR2128ADJBOXM	90	TR3648ADJ	124	TS24548YADJ	113	TTSLD3048830	114
THD30488D30	88	TR243630	124	TR365430	124	TS24608T30	113	TTSLD30488ADJ	114
THD30488DADJ	88	TR2436ADJ	124	TR3654ADJ	124	TS24608TADJ	113	TTSLD30608ADJ	114
THD30608D30	88	TR244230	124	TR366030	124	TS24608Y30	113	TWC12	115
THD30608DADJ	88	TR2442ADJ	124	TR3660ADJ	124	TS24608YADJ	113	TWC16	115
THEC	115	TR244830	124	TR367230	124	TS24728T30	113	TWMB	115
TKBMA291	99	TR244830TD	92	TR3672ADJ	124	TS24728TADJ	113	TWMP36	145
TKBMT19	99, 145	TR244830WBTD	92	TRSHCAN	175	TS24728Y30	113	TWMP48	145
TKBMT24	99, 145	TR2448ADJ	124	TRSHCAN55G	175	TS24728YADJ	113	TWMP60	145
TKBMT27	145	TR245430	124	TRSHCAN55GLID	175	TT0919	155	TWMP72	145
TKBMT29	145	TR2454ADJ	124	TRSHCANMED	175	TT121812	148, 154	TWMT36	115
TKBMT27	145	TR246030	124	TRSHCANOUT	175	TT12183	148, 154	TWMT48	115
TLCASTER	115	TR2460ADJ	124	TRSHCANREC	175	TT12186	148, 154	TWMT54	115
TMOD27	115	TR246630PRTD	92	TS20368T30	113	TT1412	151, 155	TWMT60	115
TMOD36	115	TR247230	124	TS20368TADJ	113	TT1419	155	TWMT72	115
TMOD48	115	TR247230TD	92	TS20368Y30	113	TT1872SU	168	TZBC3630	149
TMOD54	115	TR247230WBTD	92	TS20368YADJ	113	TT1896SU	168	TZBC3636	149
TMOD60	115	TR2472ADJ	124	TS20488T30	113	TT2042830	114	TZBC3648	149
TMOD72	115	TR248430	124	TS20488TADJ	113	TT20428ADJ	114	TZBC3664	149
TP2460AGMTR	114	TR2484ADJ	124	TS20488Y30	113	TT2048830	114	TZCART	148
TP2472AGMTR	114	TR249630	124	TS20488YADJ	113	TT20488ADJ	114	TZD3048L	95

TZD3048LSD.....95	VIS1236A.....159	VSC309630U.....125	ZDESK226027BOXBH.....80	ZUST15C.....9
TZD3048R.....95	VIS1248.....159	VSC3096ADJ.....125	ZDESK226029.....80	ZUST18C.....9
TZD3048RSD.....95	VIS1248A.....159	VSC364830U.....125	ZDESK25M.....80	
TZD3060.....95	VIS1836.....159	VSC3648ADJ.....125	ZDESK27M.....80	
TZD3060SD.....95	VIS1836A.....159	VSC366030U.....125	ZDESK29BOXM.....80	
TZMS4830.....148	VIS1848.....159	VSC3660ADJ.....125	ZDESK29M.....80	
TZMS4830DRW.....148	VIS1848A.....159	VSC367230U.....125	ZDESK29QM.....80	
TZMS4830ND.....148	VIS2436.....159	VSC3672ADJ.....125	ZDESK29W.....79	
TZMS4848.....148	VIS2436A.....159	VSC368430U.....125	ZFLROCK15.....11	
TZMS4848ND.....148	VIS2448.....159	VSC3684ADJ.....125	ZFLROCK18.....11	
TZMS4848TT.....148	VIS2448A.....159	VSC369630U.....125	ZFRD418BR.....33	
TZMS4848TTND.....148	VISANCHOR.....159	VSC3696ADJ.....125	ZFRDCANT18.....33	
TZMS4864.....148	VSC203630U.....125	VSCPSP.....125	ZFRDCONBRM.....75	
TZMS4864ND.....148	VSC2036ADJ.....125	VTT2460.....124	ZHEX30BOXM.....78	
TZWEDGE.....95	VSC204830U.....125	VTT2472.....124	ZHEX30M.....78	
TZWS2430.....86	VSC2048ADJ.....125	WS2430MOD.....86	ZHEXBRTM.....78	
TZWS2430AT.....86	VSC206030U.....125	WSWDGMOD.....86	ZHEXM.....78	
TZWSWDG.....86	VSC2060ADJ.....125	Z202630M.....78	ZHEXSUM.....79	
TZWSWDGAT.....86	VSC243630U.....125	Z2026SUM.....79	ZLAB.....13	
U2424.....137	VSC2436ADJ.....125	Z203130BOXM.....78	ZOCT30BRM.....78, 79	
U2430.....137	VSC244830U.....125	Z203130M.....78	ZOCT30M.....78	
U24R.....137	VSC2448ADJ.....125	ZADJ2026M.....78	ZOCTM.....78	
U3030.....137	VSC2448ADJUSU.....125	ZADJ2031BOXM.....78	ZOCTSUM.....79	
U3042.....137	VSC2454ADJUSU.....125	ZADJ2031M.....78	ZR2MTASK18.....13	
U3048.....137	VSC246030U.....125	ZBH.....115	ZROCK13.....10	
U30R.....137	VSC2460ADJ.....125	ZBOOM.....78	ZROCK15.....10	
U3636.....137	VSC2460ADJUSU.....125	ZBOOMBRM.....78	ZROCK18.....10	
U36R.....137	VSC247230U.....125	ZBOOMSU.....79	ZSL30.....79	
U4242.....137	VSC2472ADJ.....125	ZBOOMSULBBBBHM.....79	ZSLEDBRM.....50	
U42R.....137	VSC2472ADJUSU.....125	ZBOOMW.....79	ZSTCANT13.....12	
U48R.....137	VSC248430U.....125	ZBOX.....115	ZSTCANT15.....12	
U9024CAST.....190	VSC2484ADJ.....125	ZBR.....115	ZSTCANT18.....12	
U9050CAST.....190	VSC304830U.....125	ZBRT.....115	ZTASK15.....13	
UBOOK.....145	VSC3048ADJ.....125	ZC1CT.....50	ZTASK18.....13	
UGANG.....145	VSC3048ADJUSU.....125	ZC2M15.....8	ZTT.....86	
UGRMT27.....145	VSC3054ADJUSU.....125	ZC2M18.....8	ZU18LS.....10	
UGRMT35.....145	VSC306030U.....125	ZCANT13.....12	ZU21LS.....10	
UP090U.....35	VSC3060ADJ.....125	ZCANT15.....12	ZU410.....8	
UP100U.....35	VSC3060ADJUSU.....125	ZCANT18.....12	ZU413.....8	
UP110U.....35	VSC307230U.....125	ZCANT18BR.....12	ZU415.....8	
UPDRW.....86, 99, 115	VSC3072ADJ.....125	ZCONBRM.....50	ZU418.....8	
UPDRWL.....86, 99, 115	VSC3072ADJUSU.....125	ZDESK226025.....80	ZU418TABR.....51	
UTOTE.....145	VSC308430U.....125	ZDESK226025BR.....80	ZU418TAFBR.....51	
VIS1236.....159	VSC3084ADJ.....125	ZDESK226027.....80	ZUST13C.....9	





General Product Information

PRODUCT EVALUATION & TESTING

As a service to our customers and to assure superior levels of quality control, Virco tests and evaluates our products according to rigorous standards. Virco's product evaluation program includes applicable performance testing for strength, durability and stability as established by the Business and Institutional Furniture Manufacturer's Association and accepted by the American National Standards Institute.

PRODUCTS WHICH MEET OR EXCEED ANSI/BIFMA STANDARDS LISTS

Virco's 120, 121 and 122 Series Stools, 2000 Series Chairs and Chair Desks, 3000 Series Chairs and Chair Desks, 4000 Series Activity Tables with standard-height legs, 4300 Series Chairs, 53 Series Desks and Returns, 53VF Series Vertical Files and 53LF Lateral Files, 53MP Series Mobile Pedestal Units, 53CAB Series Metal Storage Cabinets, 54VF Series Vertical Files, 5000 Series Activity Tables and Student Desks, 5700 Series Tables, 6000 Series Tables, 6800 Series Tables, 62000 Series Tables, 751 Series Student Desks, 785 Series Student Desks, 7900 Series Tables and Student Desks, 8800 Series Chairs, 8900 Series Chairs, 9000 Series, Chairs, Analogy® Series Chairs and Chair Desks (except ROCK & FLROCK models), Butcher Block Series Tables, Civitas® Series Seating, Core-a-Gator® Series Tables, CT Series Tables, Flip-Top Technology Tables, HWT Series Tables, Instructor Media Stations, Jr. Executive Student Desks, Lunada® Series Tables, Makerspace Series Tables, Metaphor® Series Chairs and Chair Desks, Molecule Series Student Desks, N2 Series Chairs, Parameter® Series Desks and Returns, Plateau® Series Tables, Office Solutions and Student Desks, Room to Move® Series Sit-to-Stand Workstations, Sigma® Series Student Desks, Sage™ Series Chairs and Chair Desks (except ROCK & FLROCK models), TEXT® Series Tables and Student Desks, Textameter™ Series Desks, Tetra™ Series Tables and Student Desks, Tilt-Top Training Tables, Topaz™ Series Collection, ZUMA® Series Chairs, Chair Desks and Student Desks (except ROCK & FLROCK models) included in this catalog have passed applicable performance tests for strength, durability, and stability as established by the Business and Institutional Furniture Manufacturer's Association International and accepted by the American National Standards Institute.

CARE & USE INSTRUCTIONS NOTICE:

To prevent structural failures and possible injury, furniture should not be used other than for its intended purpose and should be inspected regularly, at least annually, for the following: (1) loose or missing fasteners such as screws, rivets or staples, (2) metal fatigue, rust, cracks or broken welds, (3) any problem that causes instability or tipping, (4) any signs of misuse. Furniture that is damaged or appears to be unstable should immediately be removed from service, reported to the facility manager and replaced or repaired. Repairs should only be made using factory-authorized parts and methods. For information on furniture maintenance, repair, or to report furniture which requires service, call Virco toll-free at 800.448.4726. Furniture should be wiped down with mild soap and water as needed.

UPHOLSTERY TESTING

The following Virco upholstery materials pass California Technical Information Bulletin 117, Section E: Contemporary vinyl, Confetti fabric, Express fabric, Linen vinyl, Pacifica fabric, Sedona fabric, Select vinyl, and fabric for Sage™, Parison®, and Analogy® Series upholstered seating models.

FURNITURE WITH OAK FINISH

Virco's Oak finish highlights the grain and color accents of each furniture item. Because they're crafted from natural hardwood, no two pieces of Oak furniture have exactly the same grain pattern and color; instead, variations in grain and color result in uniquely complementary furniture groupings.

60", 72" AND 84" BOOKCASES

To avoid the risk of a serious tip-over accident, these bookcases must be securely anchored to a wall. Refer to the assembly instructions for more information or see page 150 for details.

GUIDELINES FOR STACKING & MOVING FURNITURE

The number of pieces of furniture that can be safely stacked or moved on Virco's mobile storage equipment will vary depending on many factors, including the furniture's height, weight and general design; the speed at which the unit will be moved; the terrain over which it will travel; and the strength of the operator(s). Care should be taken not to stack to the point of unsteadiness. Virco recommends starting with small, easily handled loads and adding one to two pieces of furniture at a time to determine the safe capacity for each set of conditions. Use Virco mobile storage equipment with appropriate Virco furniture only.

NOTE ON PRODUCT PHOTOGRAPHS:

Many of the Virco products in this catalog have been photographed with "props" to illustrate possible product uses. These props are only included with the product when the accompanying caption explicitly indicates this to be the case. When a caption does not specify that props are included when describing a product, the props are not included with the product.

Virco Warranty

Virco will repair or replace, at its option, any Virco furniture or equipment product which proves to be defective in original material or workmanship that may become evident within the first 10 years of the date of purchase and 5 years from the date of purchase for casters, glides, pneumatic cylinders and torsion bars. This is your sole and exclusive remedy. This warranty covers products manufactured after January 1, 2017, as long as product is owned by original purchaser, and is subject to the following limitations:

Limitations:

From the date of purchase, Virco's warranty covers the items below as follows:

10 Years

Laminates, seating controls, all seating, desk, table and storage products unless otherwise indicated in this warranty.

5 Years

Glides, floor rocker foam pad, casters, pneumatic cylinders and torsion bars on mobile folding tables.

1 Year

Chairs with custom logos applied to their upholstered seats and/or backs.

Exclusions:

This warranty excludes:

- Apparent defects caused by abusive or abnormal use of the product.
- Products not assembled, installed or used in compliance with Virco's product instructions or warnings.
- Failures resulting from inadequate inspection and maintenance.
- The effects of normal usage over time.
- Any damage caused during shipment (see the current Virco price list's "Steps to Take When Receiving Shipments" for more information).
- Product modifications not approved by Virco.
- Vinyl and fabric upholstery material, except as may be offered by the mill source.
- Rust caused by natural elements or high exposure to moisture
- Products used for rental purposes.

Natural Materials, Color Variations & Customer's Own Materials

Leather, wood and other natural materials may have intrinsic grains or patterns that are distinguishing features and not regarded as defects. Virco cannot warrant the matching of grains, patterns, textures, colors, or the color-fastness of such materials. In addition, Virco does not warrant Customer's Own Materials (COM) that are chosen and used in a Virco product at a customer's request.

THERE ARE NO IMPLIED WARRANTIES OF FITNESS OR MERCHANTABILITY, AND THERE ARE NO OTHER EXPRESS WARRANTIES BEYOND THE WARRANTIES EXPRESSED HERE. ALL INCIDENTAL OR CONSEQUENTIAL DAMAGES WHICH MAY ARISE, INCLUDING BUT NOT LIMITED TO BUSINESS LOSSES, PERSONAL PROPERTY DAMAGE, AND THIRD PARTY LIABILITIES ARE HEREBY EXPRESSLY EXCLUDED.

TO OBTAIN SERVICE UNDER THIS WARRANTY:

Please contact your local Virco Sales Representative or Customer Service at 800.448.4726.

Copyright 2023, Virco, all rights reserved. Virco®, Analogy®, Civitas®, Core-a-Gator®, Furniture that Fits®, Lunada®, Martest® 21, Metaphor®, Metonymy®, Parameter®, Plateau®, Parison®, Room To Move®, Sigma®, Sure Edge®, Telos®, TEXT®, and ZUMA® are registered at the U.S. Patent and Trademark office. Comfort Stacker™, Equipment for Educators™, Fortified Recycled Wood™, Sage™, Tetra™, Textameter™, The Classic Series™, and ZUMAFrd™ and are trademarks of Virco Mfg. Corporation. GREENGUARD® is a registered trademark of The GREENGUARD Environmental Institute. LEED® is a registered trademark of the U.S. Green Building Council. UL® is a registered trademark of Underwriters Laboratories Inc. Chemsurf® is a registered trademark of Wilsonart International, Inc. Wheasel® is a registered trademark of Best-Rite Manufacturing Corporation. Masonite® is a registered trademark of Masonite Corporation. Healthy Kids™ is a trademark of Wood Designs, Inc. Rola-Rack™ is a trademark of Rospatch Corporation. Virco has a continuous product improvement program and reserves the right to make changes in product design, construction, details and color combinations, and to discontinue any product without notice. Possession of this catalog does not constitute an offer to sell.

ECCE®
P777

EXCELENCIA
EN MUEBLES



Fábrica
Cuitláhuac 133, Centro,
Guadalajara, Jalisco,
C.P.44100



331 719 1462



ventas@p777.com.mx



<https://p777.com.mx/>